



NEUROSCIENCE
2025

SDCC Meeting Room Floor Plans

As of: 10/1/25

SDCC - 1AB

Theatre 250 Rounds 80

[illegible]

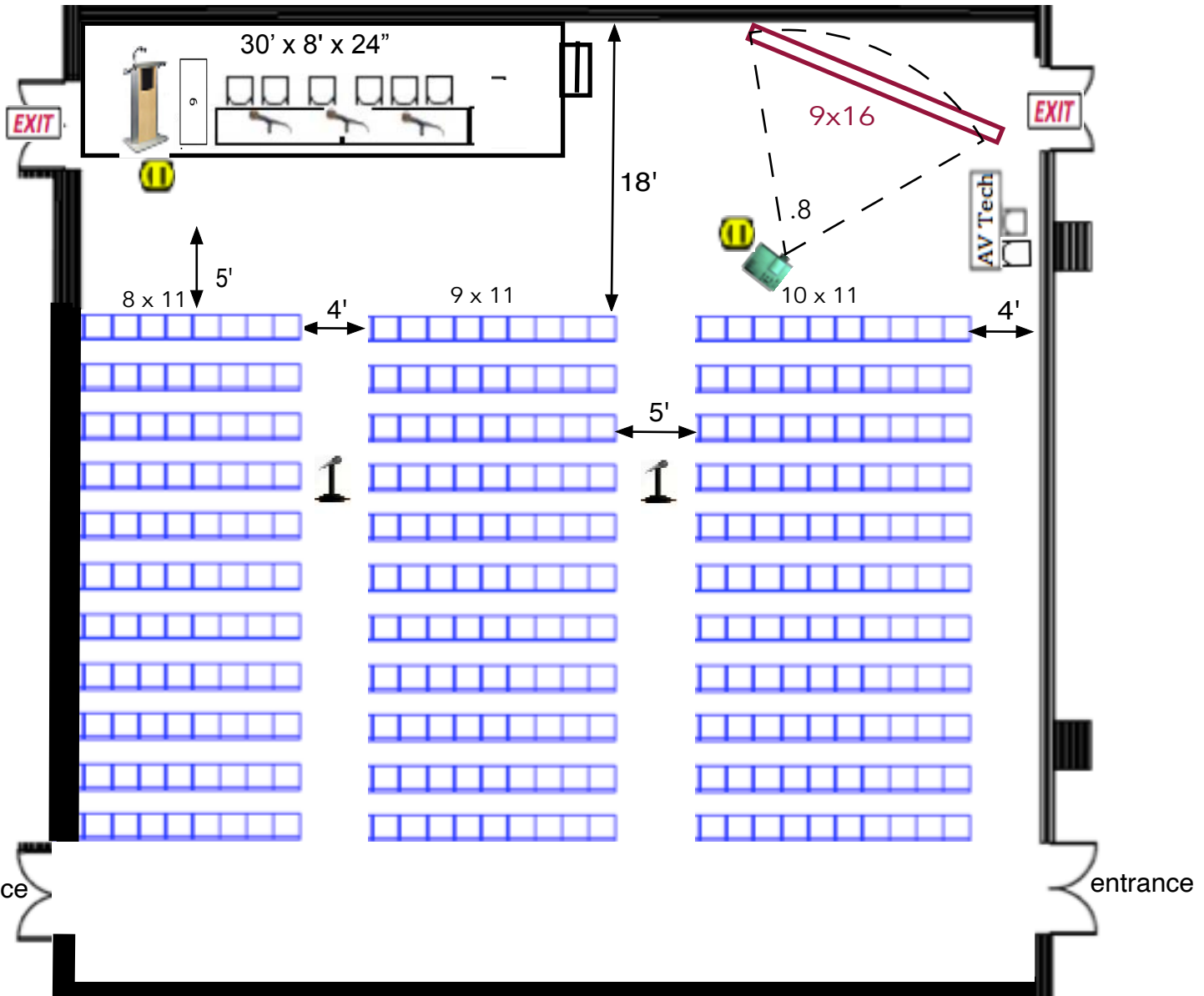
Lights: Preset lights off over screen



SFN 2025
SDCC - 2
Theater 297

PDW

59x59x14



Screen: 1-9x16

Audio: Lect.mic, PTT tbl mics (3) fl mics (2)

1-audio DI for computer

Platforms: stg. 30' x 8' x 24" w/steps and railings

Lectern: Standing lighted

Skirted Tables: 2-8'x30", 1-6'x30" (Stage)

1-6'x30" (Av/Sound)

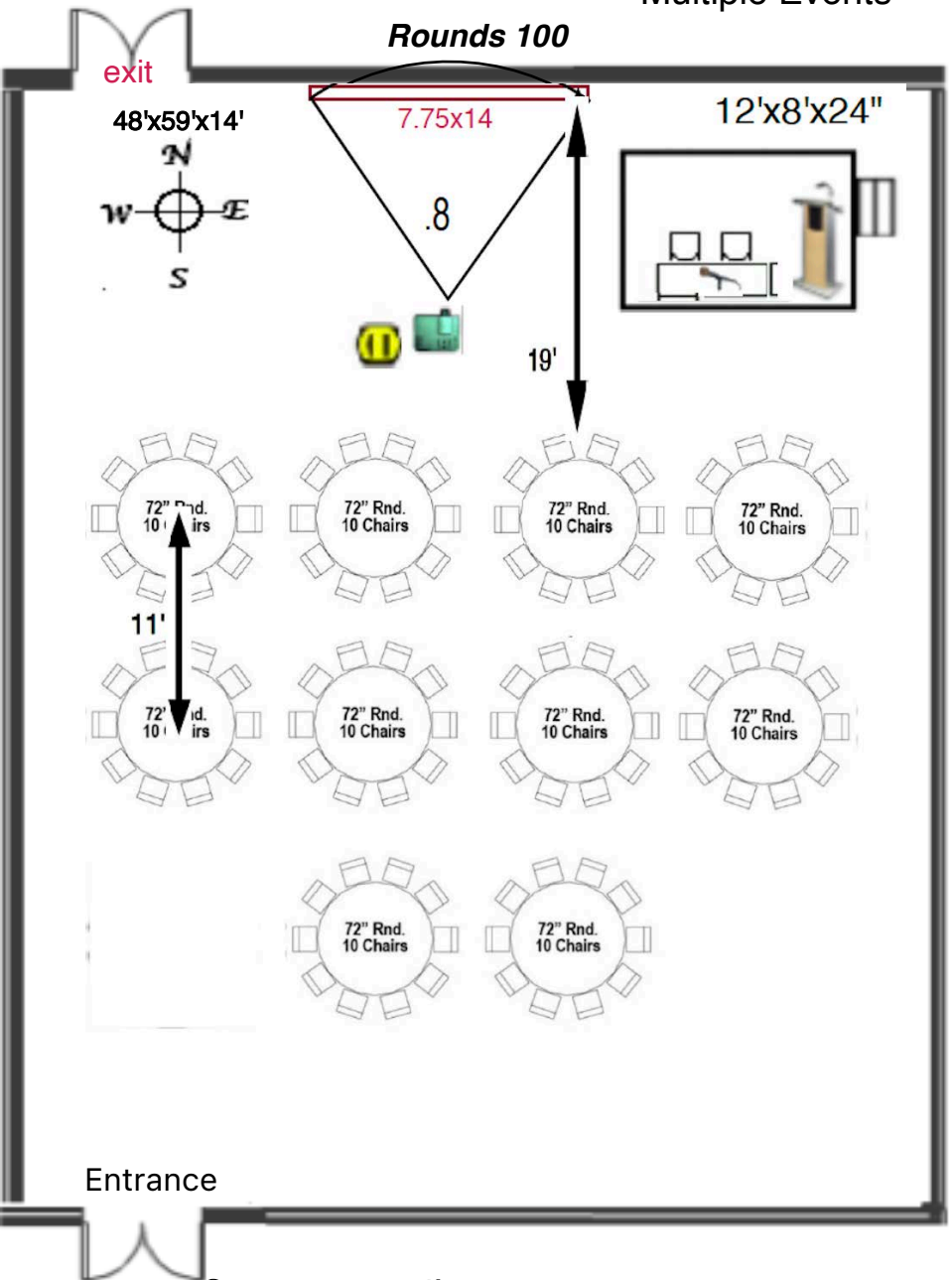
(1) 6'x18" Table next to Lectern (The Expo Group)



Electric: run off wall outlets by Local#122

Lights: Preset lights off over screen

Multiple Events



Screen: 7.75x14'

Audio: Lect.mic, 1 PTT tbl mic
1-audio DI @ lectern

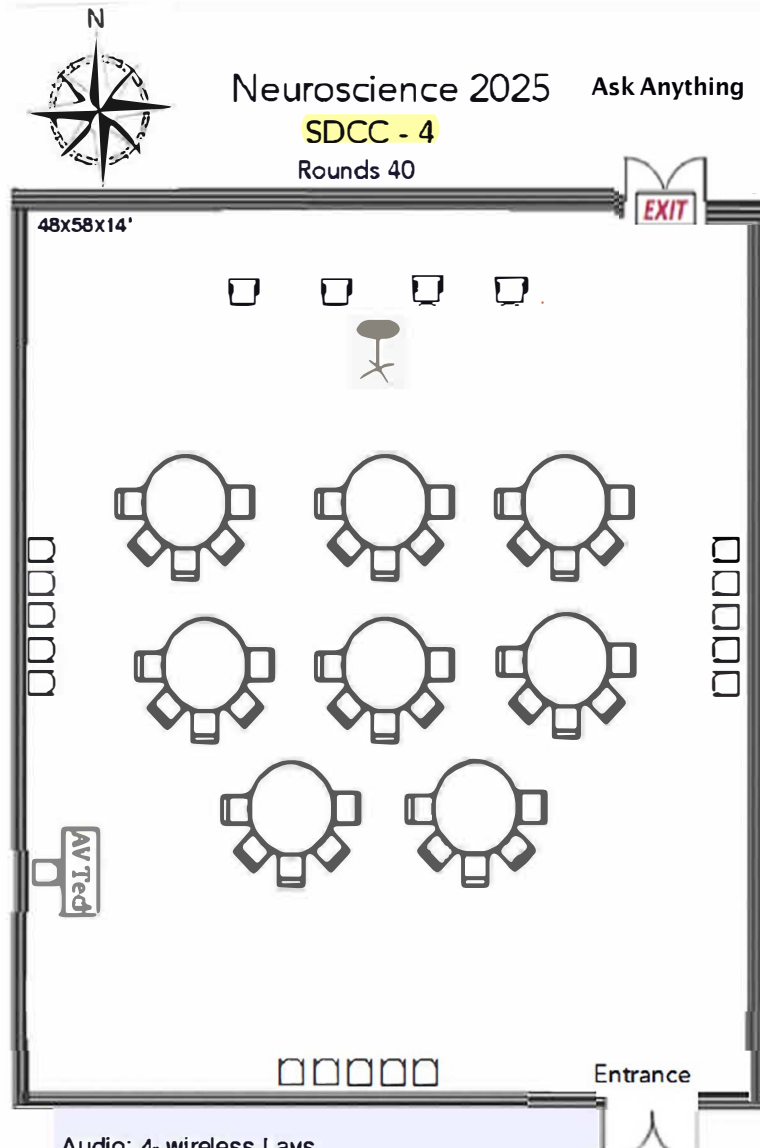
Platforms: stg. 12'x8'x24" with steps and railings
Lectern: Standing

Tables: 8'x24" next to lectern



Electric: run from wall outlets from Local #122

Lights: Preset off over the screen

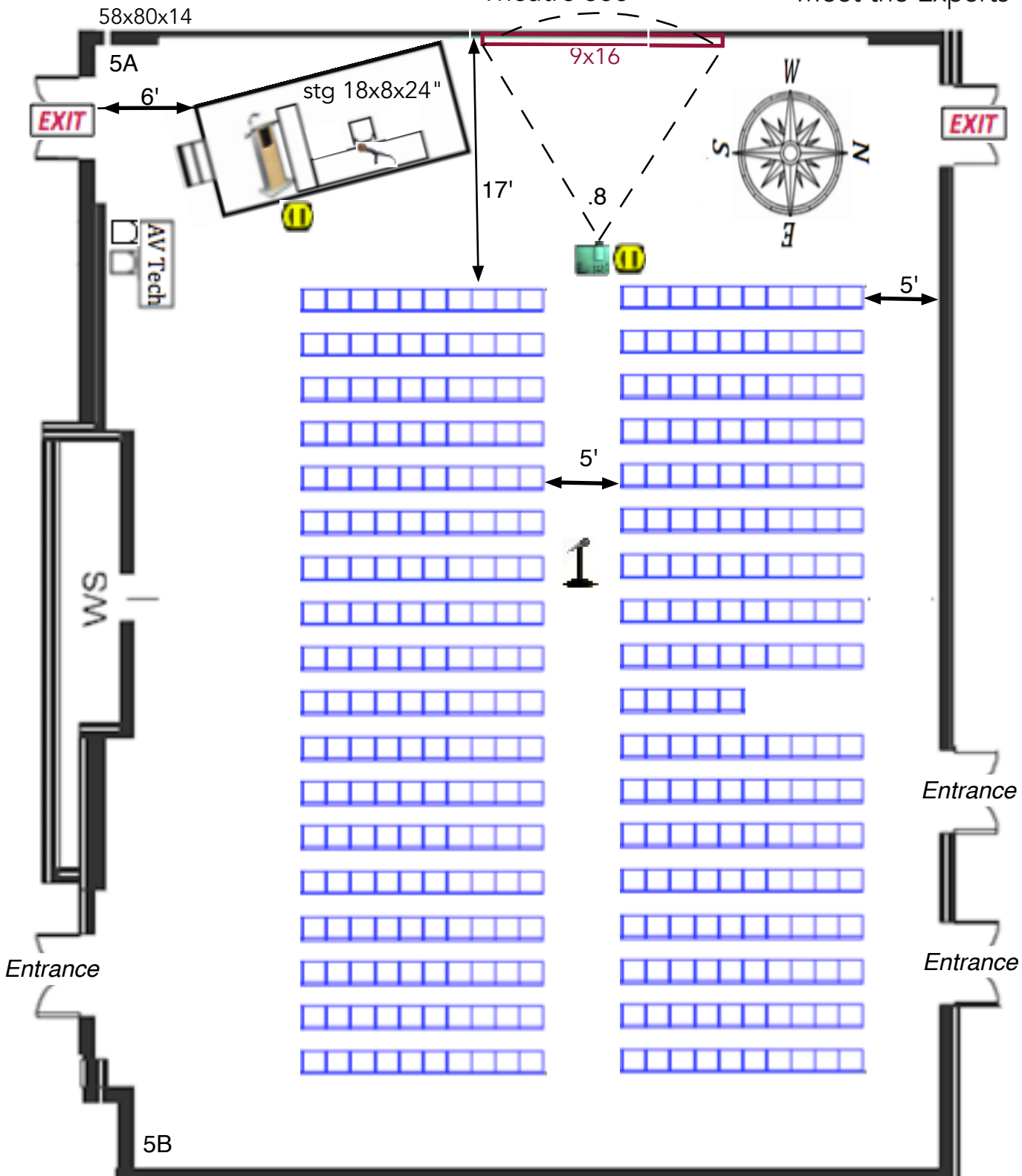


Audio: 4- wireless Lavs
Platforms: none
Lectern: none
Tables: 8- 72" rounds,
1-cocktail round, 4-high boy chairs
Electric: Wall power

SDCC - 5AB

Theatre 355

Meet the Experts

**Screen: 9x16**

Audio: Lect.mic,(1) HH tbl mic,fl mics (1)

1-audio DI for computer

Platforms: stg.18' x 8' x 24" w/steps and railings

Lectern: Standing lighted

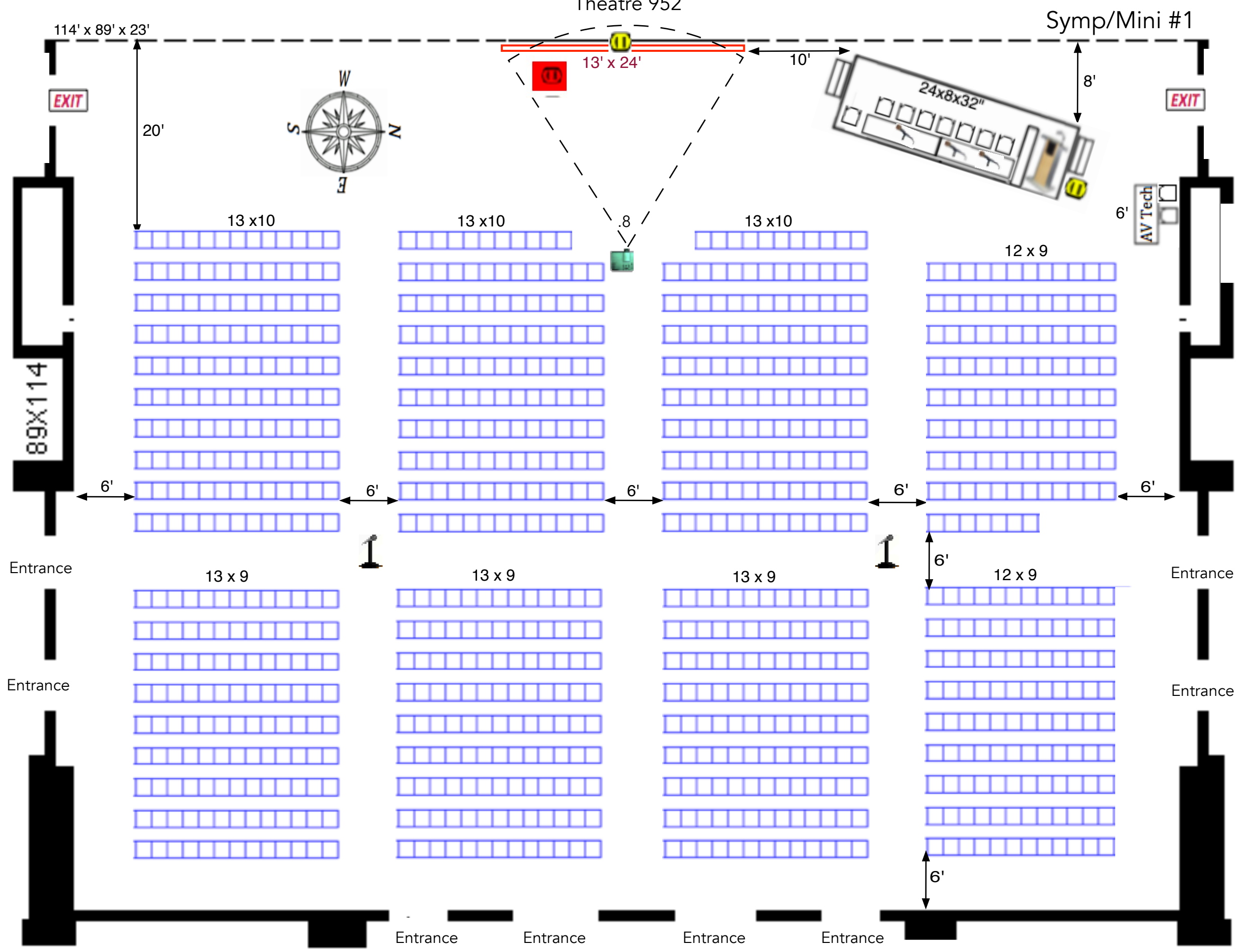
Tables Skirted: 1-8'x30", 1-6'x30"(AV/Sound)

1-6'x18" next to lectern (The Expo Group)

**Electric:** run from wall outlets by Local#122*Lights: Preset room lights out over screen*

SDCC-6A

Theatre 952



Screen: 13.5'x24'

Audio: Lect.mic, (3) Table mics, (2)-floor mics

1-audio DI for computer

Platforms: stg.24'x8'x32" with stairs and railings

Lectern: Standing

Tables Skirted: 2-8'x30", 1-6'x30"(AV/Sound)

1-6'x18" next to lectern (The Expo Group)

Electric: TEG to supply 1-20amp drop under screen

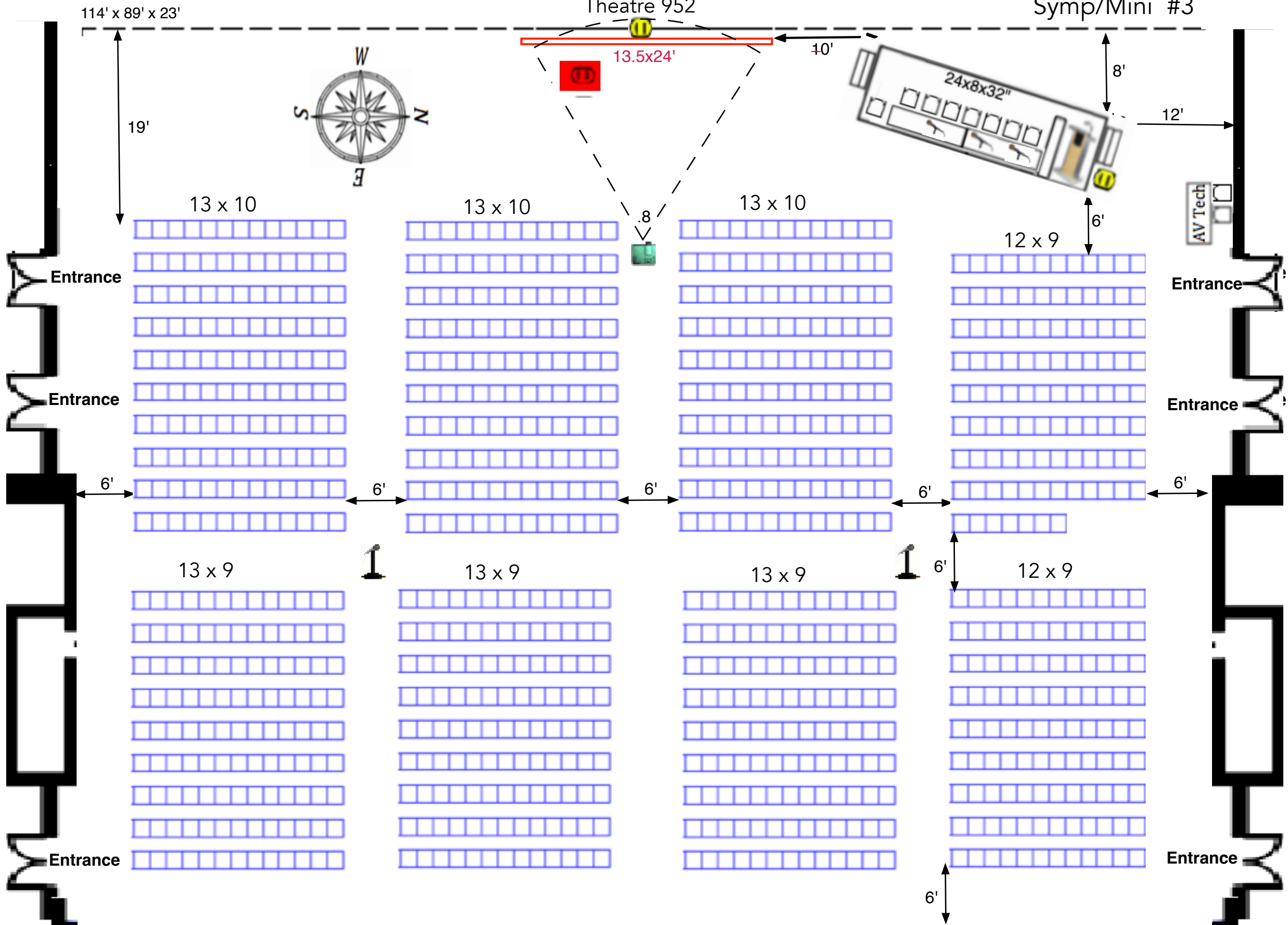
Electric: run off wall outlets by Local #122

Lights: Preset room lights out over screen

SDCC-6B

Theatre 952

Symp/Mini #3



Screen: 13.5'x24'

Audio: Lect.mic, (3) table mics, (2)-floor mics
1-audio DI for computer

Platforms: stg.24'x8'x32" with stairs and railings Lectern: Standing

Tables Skirted: 2-8'x30", 1-6'x30"(AV/Sound) 1-6'x18" next to lectern



(The Expo Group) **Electric:** TEG to supply 1-20amp drop under screen



Electric: run from wall outlets by Local #122

Lights: Preset room lights out over screen

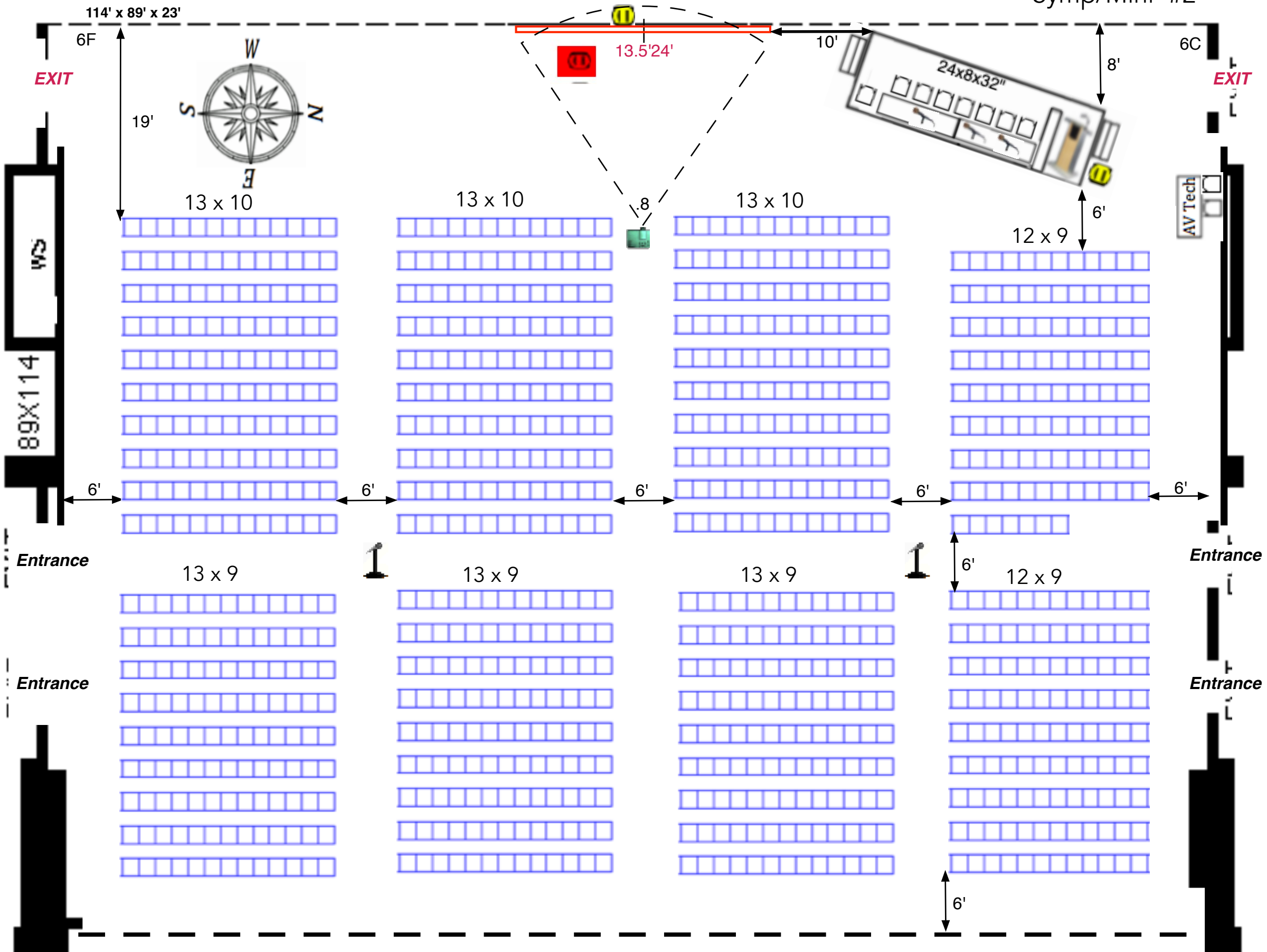
SFN 2025

10/1/25

SDCC-6CF

Theatre 952

Symp/Mini #2



Screen: 13.5'x24'

Audio: Lectern.mic,(3) table mics, (2) floor mics

1-audio DI for computer

Platforms: stg.24'x8'x32" with stairs and railings

Lectern: Standing, Tables Skirted: 2-8'x30", 1-6'x30"(AV/Sound)

1-6'x18" next to lectern (The Expo Group)

 **Electric: TEG to supply 1-20amp drop under screen**

 **Electric:** run from wall outlets by Local#122

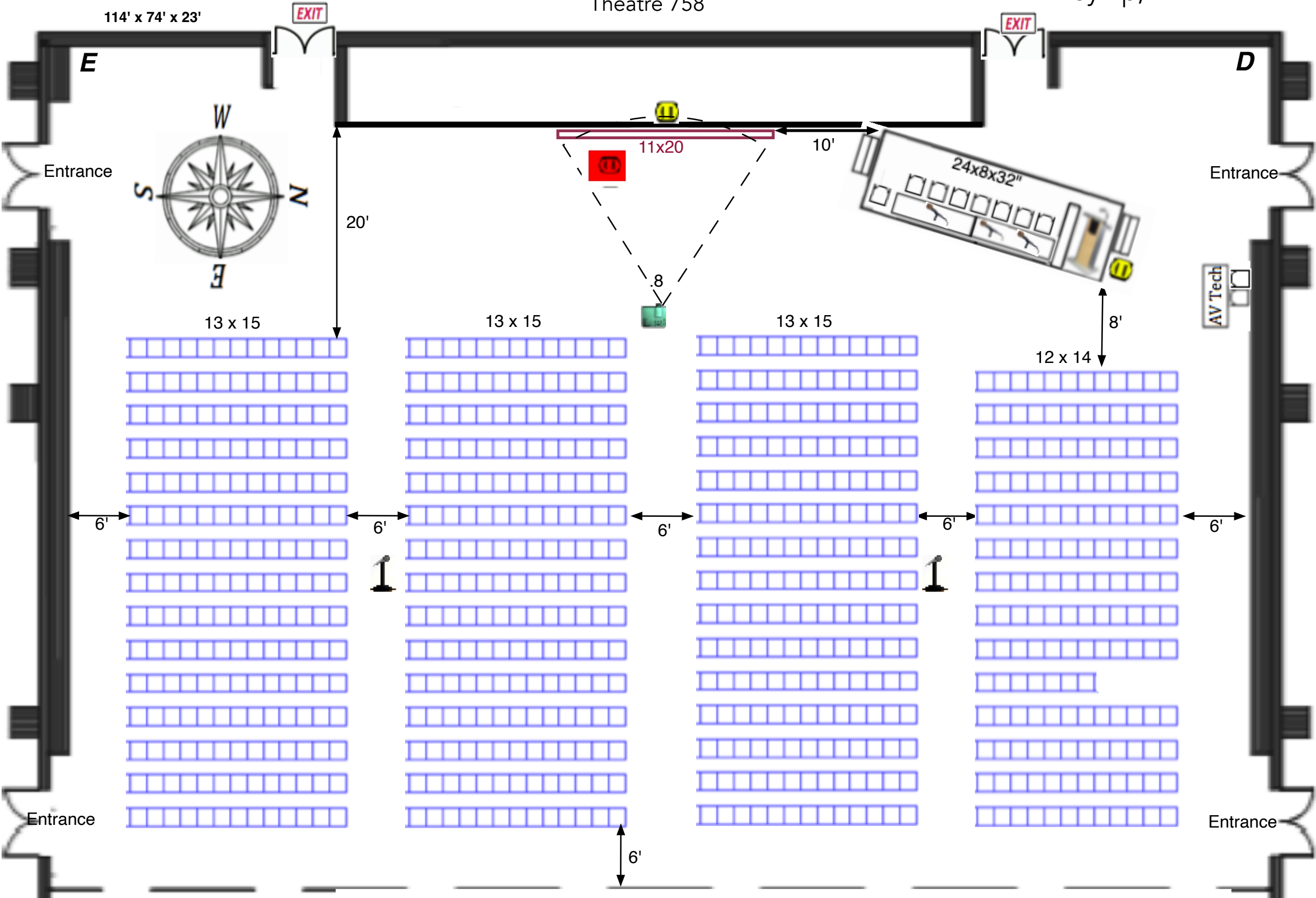
Lights: Preset room lights out over screen

SFN 2025

SDCC-6DE

Theatre 758

Symp,Mini



Screen: 11'x20'

Audio: Lect.mic,(3) table mics, (2)-fl mics
1-audio DI for computer

Platforms: stg.24'x8'x32" with stairs and railings

Lectern: Standing, Tables Skirted: 2-8'x30", 1-6'x30"(AV/Sound)

1-6'x18" next to lectern (The Expo Group)



Electric: TEG to supply 1-20amp drop under screen

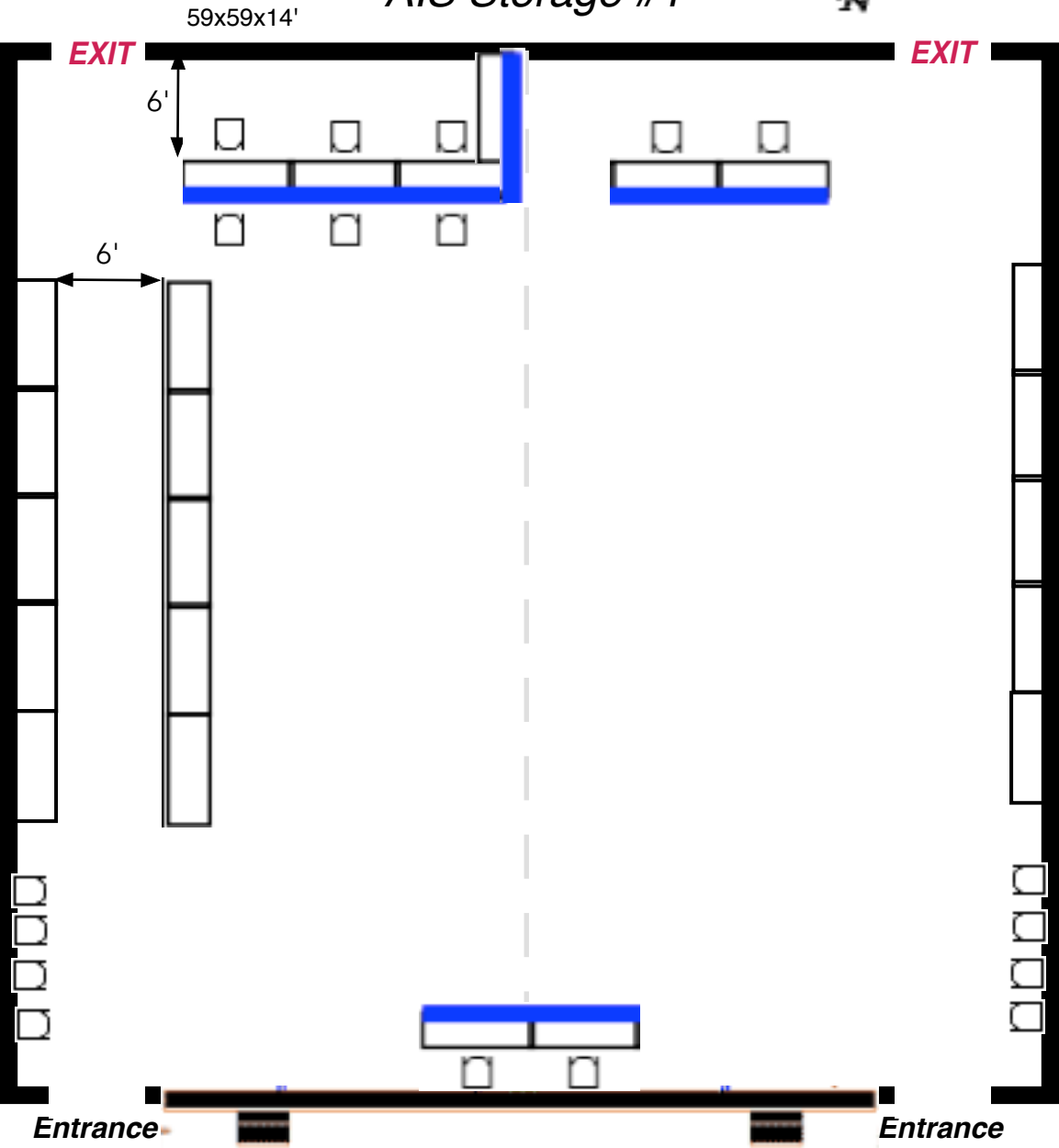
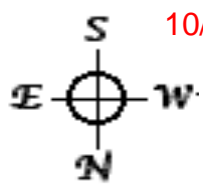


Electric: run from wall outlets by Local #122


Lights: Preset room lights out over screen

SDCC - 8

AIS Storage #1



- 8-tables w/ skirts
- 15 - 6' tables No skirts
- 15 - Chairs



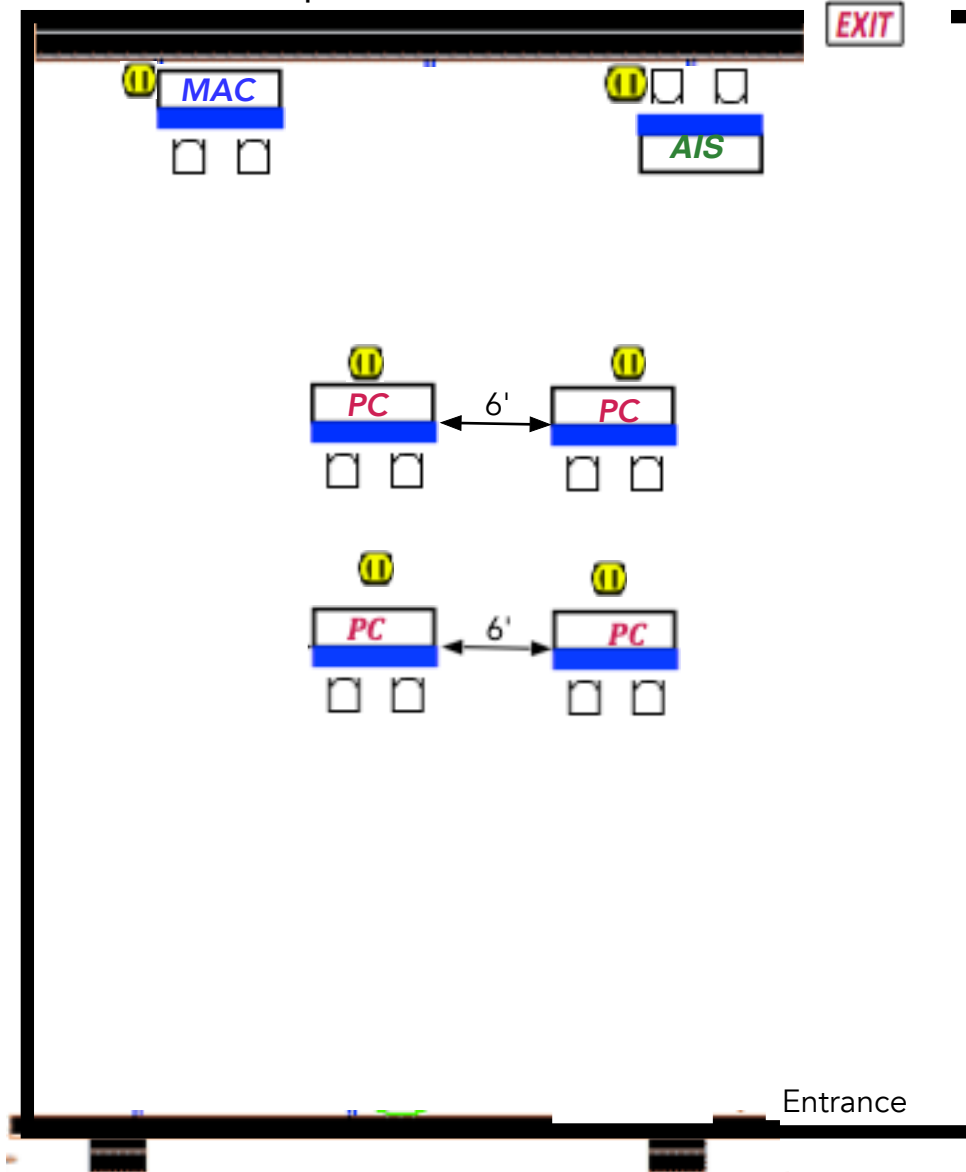
Neuroscience 2025

SDCC - 9

Spkr. Preview Rm.

48'x58'x14"

EXIT



6-6' tables w/ skirts 12 - chairs

4 - PCs

1 - Macs

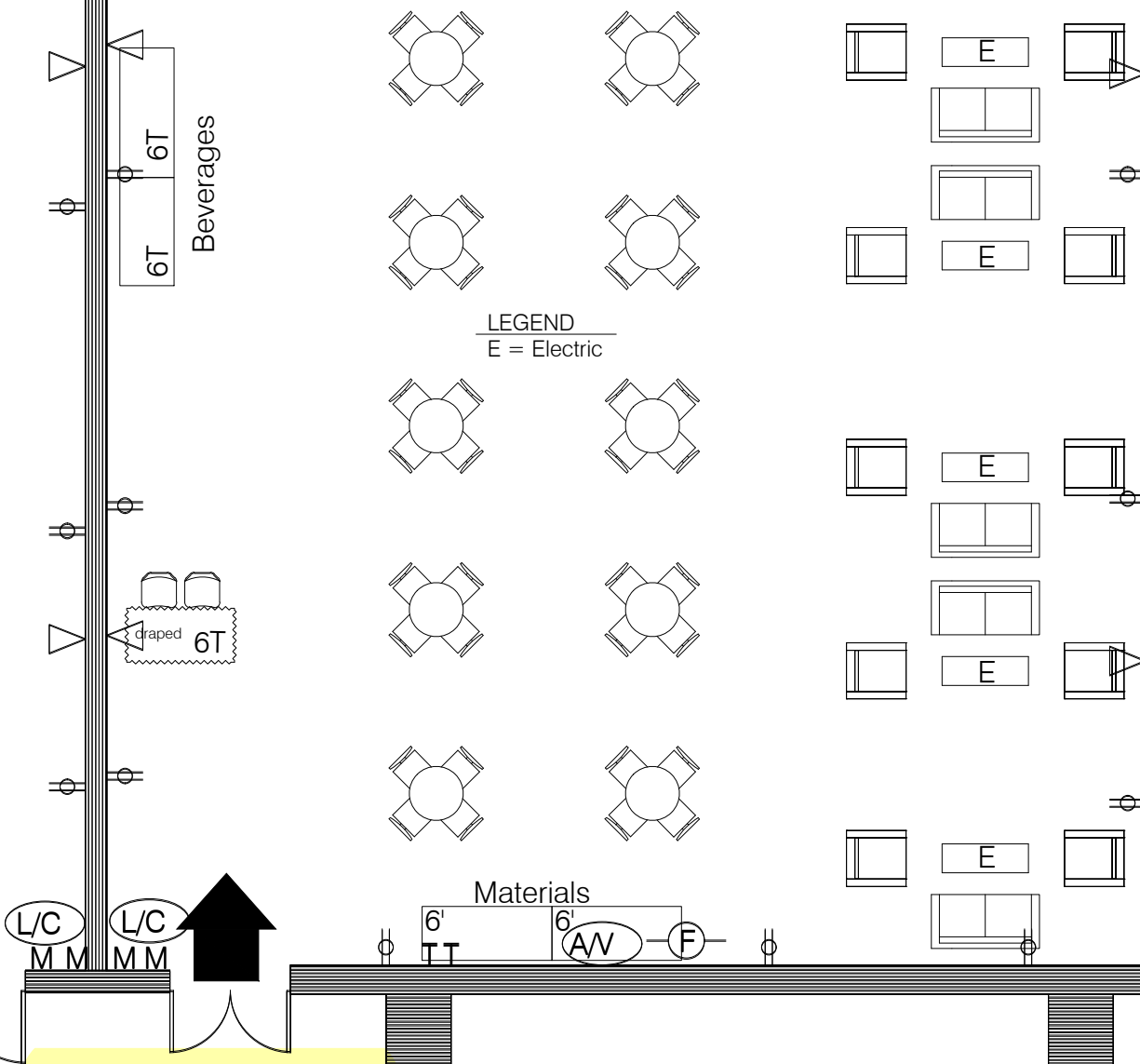
**Electric:** run from wall outlet by Local #122

FE

10/1/25



Donor and Volunteer Lounge



Room 10

*This floor plan is subject to fire marshal approval.

Current As Of: 08-28-2025
Job No.: 2511002
Drawn By: SA
Scale: Fit To Page

NEUROSCIENCE
NOVEMBER 16 - 19, 2025
SAN DIEGO CONVENTION CENTER
SAILS PAVILION
SAN DIEGO, CA

THE EXPO GROUP
theexpogroup.com | 972.580.9000

Disclaimer
Every effort has been made to ensure the accuracy of all information contained on this floor plan. However no warranties, either expressed or implied are made with respect to this floor plan. If the location of building columns, utilities or other architectural components of the facility is a consideration in the construction or usage of an exhibit, it is the sole responsibility of the exhibitor to physically inspect the facility to verify all dimensions and locations.

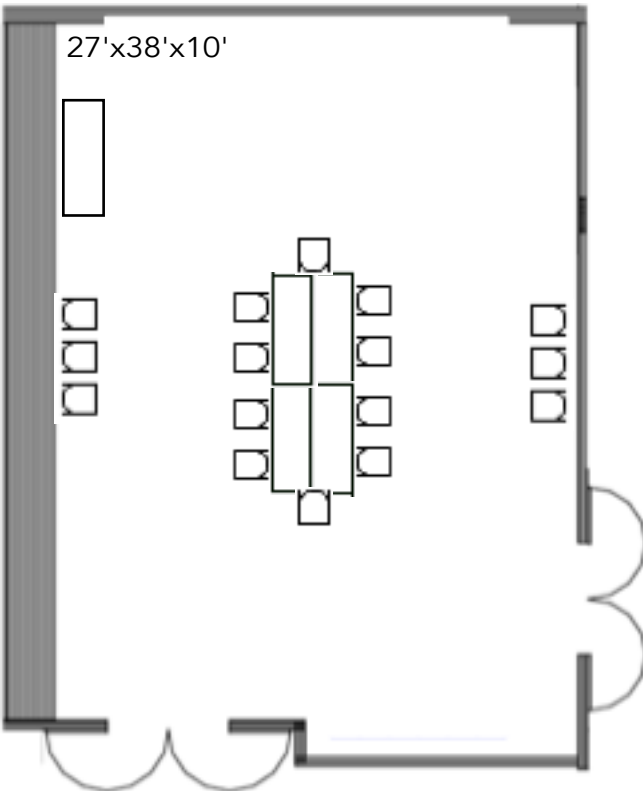


SFN 2025

10/1/25

SDCC - 12
Conference -10

**Society Executive
Conference Rm**



Audio: no

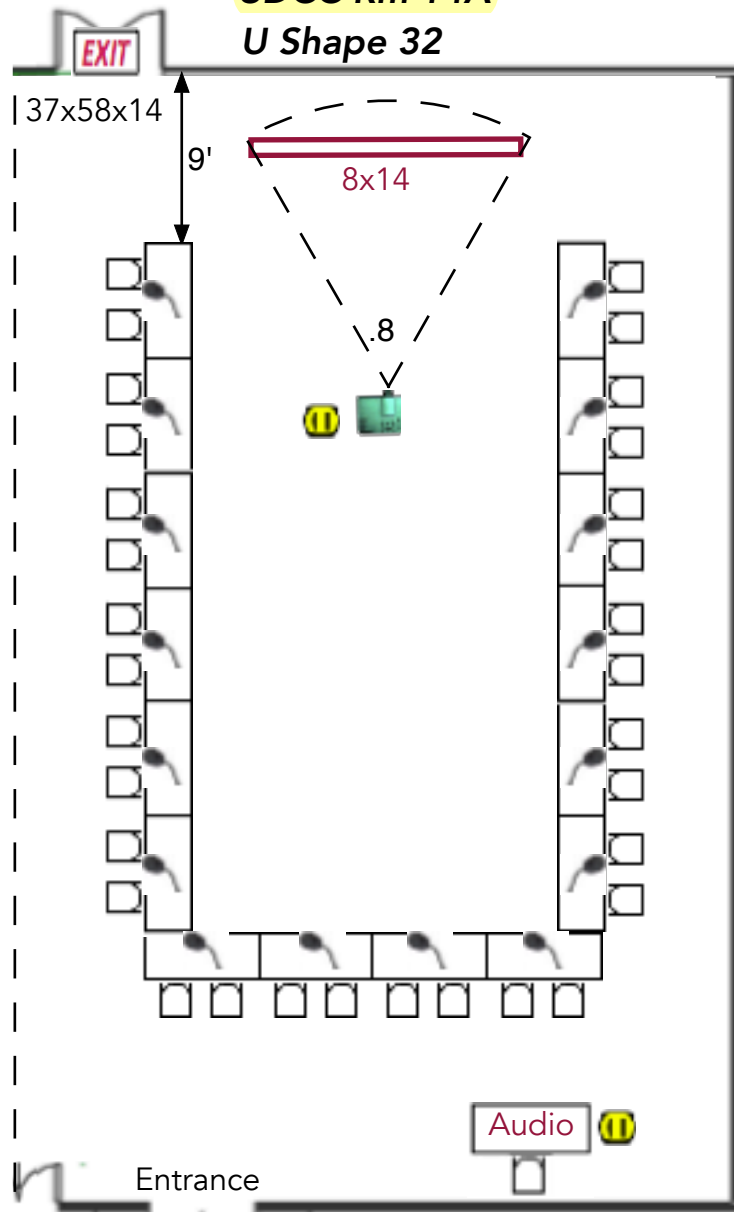
Platforms: no stg.

Lectern: no

Tables Skirted: 7-6'x24"

SDCC Rm 14A

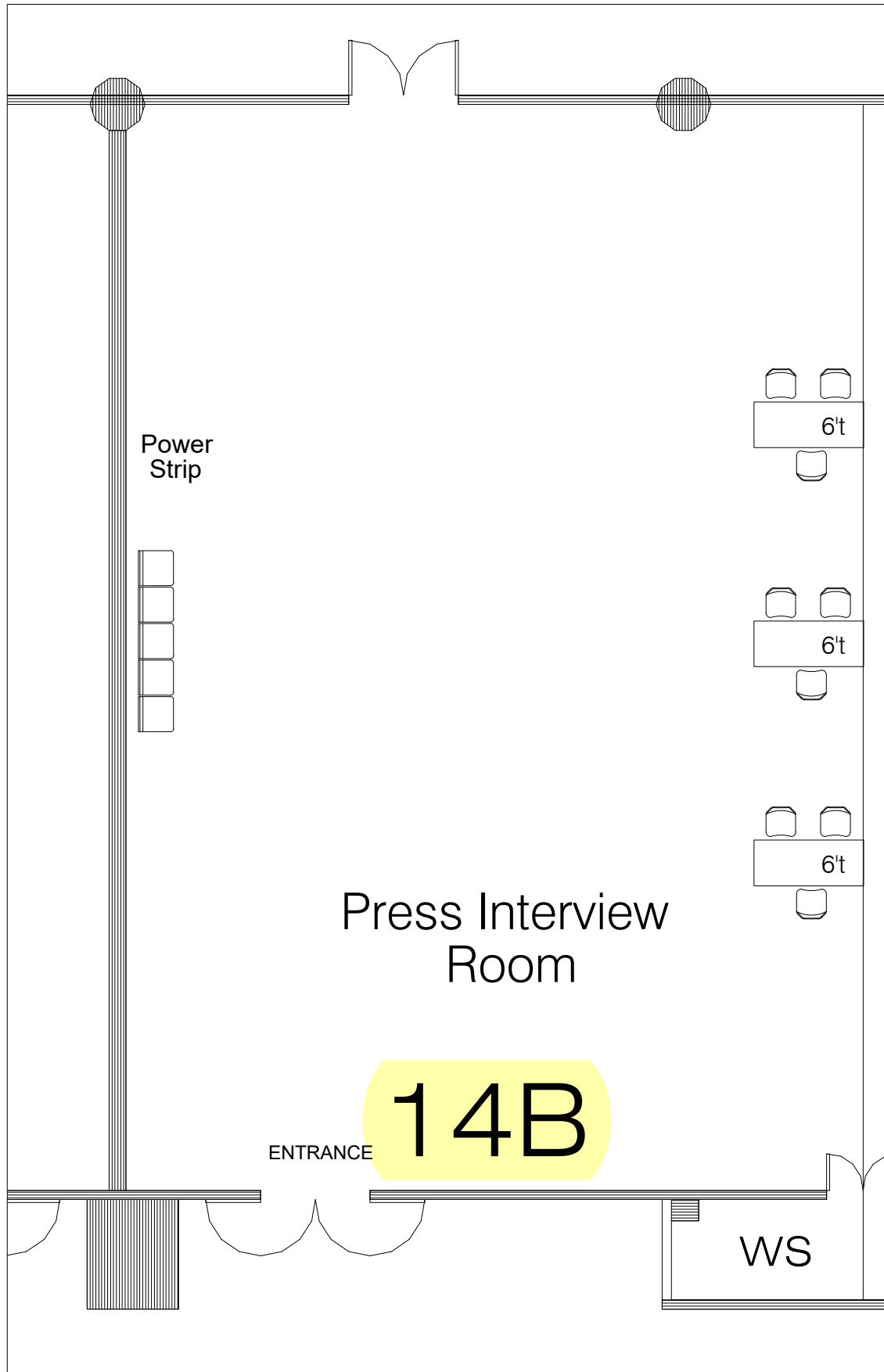
U Shape 32



Atlantic Images to do audio in this room:
 (16) PTT Tbl mics, 1-audio DI

Ⓜ Tables: (16) 6'x30" U shape, (1) 6'x30" Audio
Electric: run from wall outlets by Local #122

Preset lights off over screen.



Mezzanine Level

Floorplan Pending Fire Marshal Approval

Current As Of: 09-29-2025

Job No.: 2511002

Drawn By: SA

Scale: Fit To Page

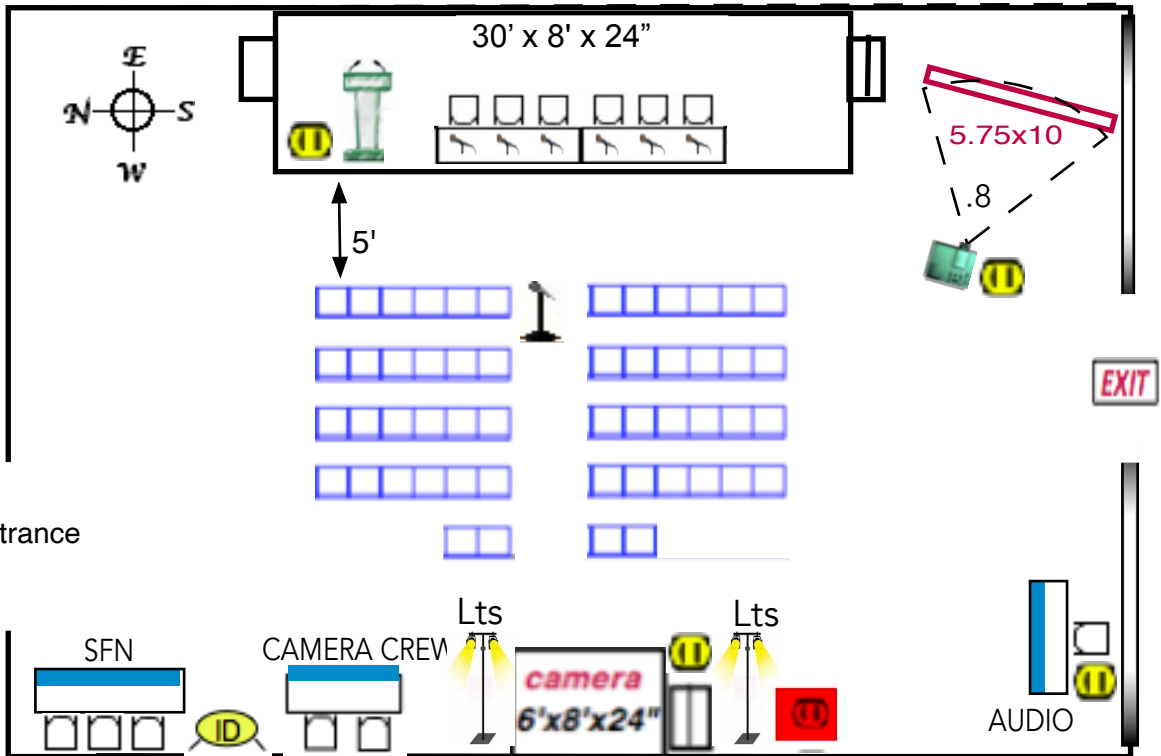
C:\TEGICAD\8ING25-Mezz_09-29-25.dwg

Neuroscience
November 16 - 19, 2025
San Diego Convention Center
San Diego, CA

THE EXPO GROUP
theexpogroup.com | 972.580.9000

*This floor plan is subject to fire marshal approval.
Disclaimer
Every effort has been made to ensure the accuracy of all information contained on this floor plan. However no warranties, either expressed or implied are made with respect to this floor plan. If the location of building columns, utilities or other architectural components of the facility is a consideration in the construction or usage of an exhibit, it is the sole responsibility of the exhibitor to physically inspect the facility to verify all dimensions and locations.

58'x39'x14'

**Screen: 5.75x10**

Audio: Lectern, (6)-tbl mics push to talk, (1)-floor mic

(1) audio DI for computer playback at lectern

Platforms: Stage 30' x 8' x 24"

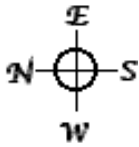
Camera platform 6'x8'x24" with steps and railings

Stage tables skirted: 2-8'x18" (Camera and Audio) 1-8'x30" (SFN)

Preset room lights out over screen

Electric: 1-run to camera platform (1)-internet drop
 1-run to audio table, 1-run stage, projector

Electric: TEG to supply 1-20amp for lights and dimmer



SFN 2025

SDCC RM#15A

Theatre 90

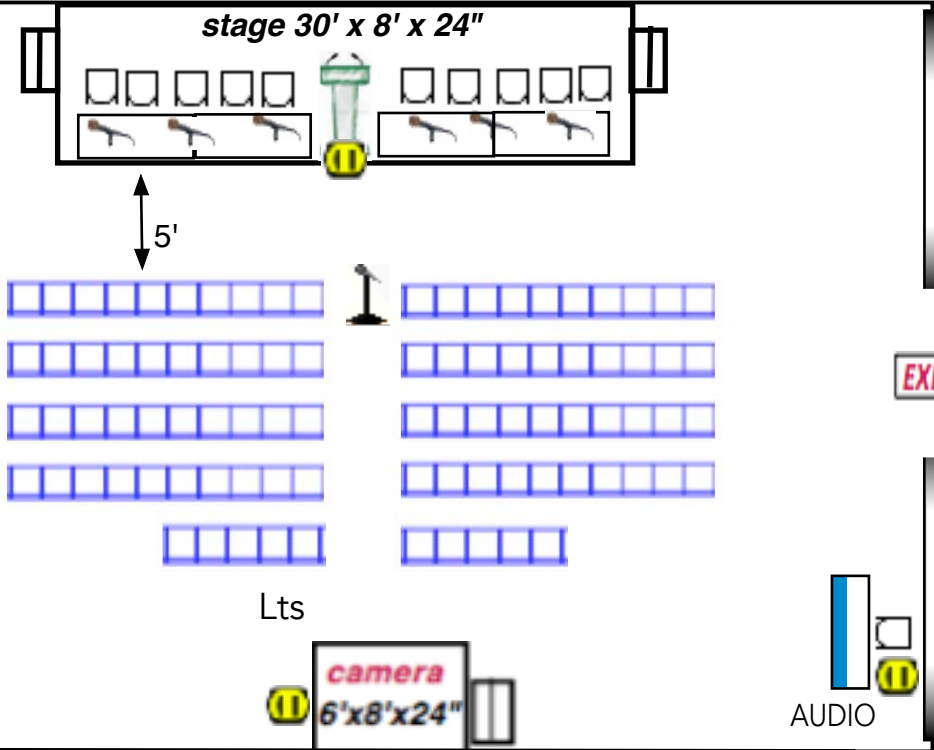
SFN Members Bus Mtg.

Tues 11/18


10/1/25

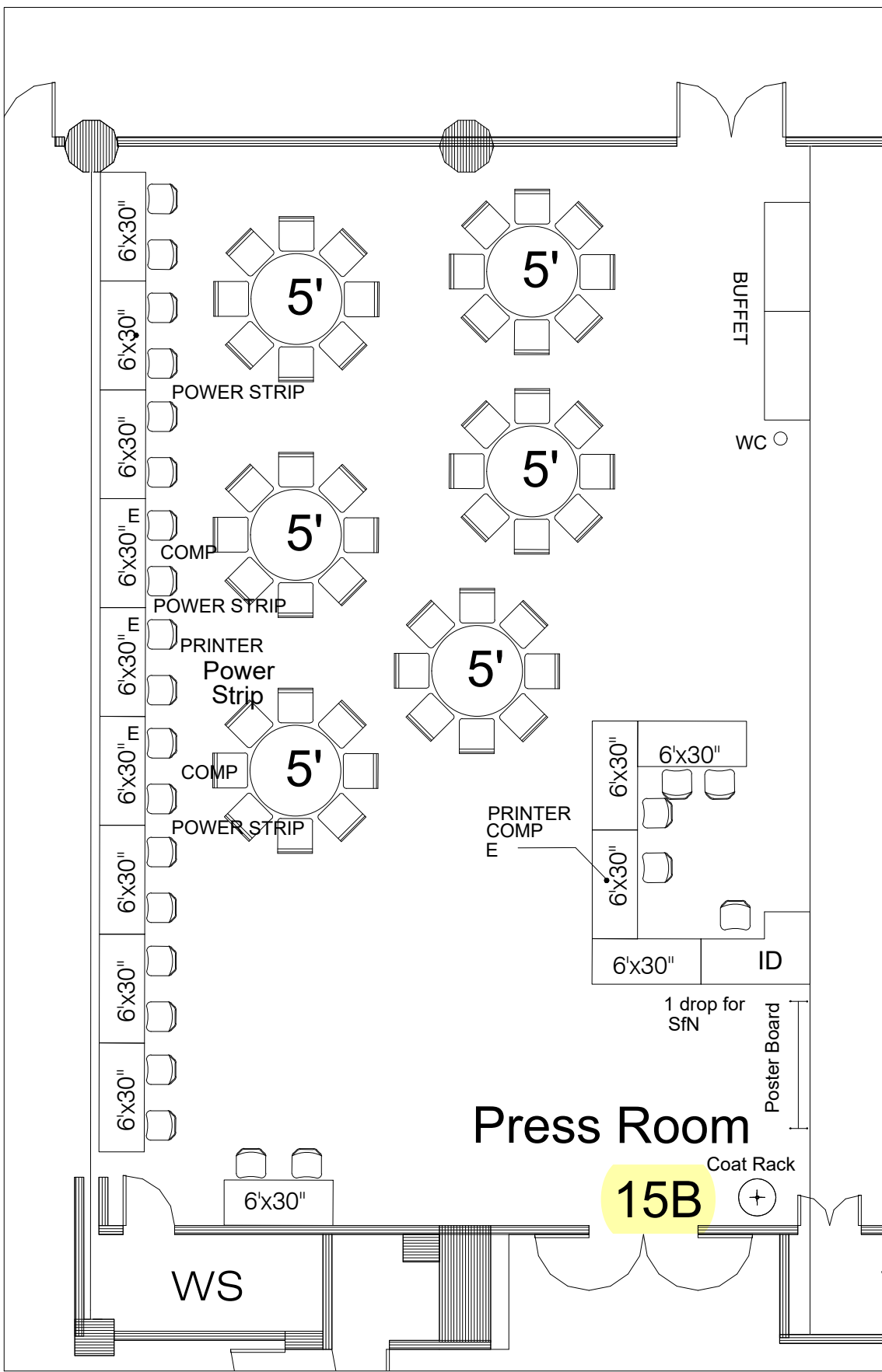
58'x39'x14'

stage 30' x 8' x 24"



Audio: lectern, tbl mics push to talk (6), floor mics
(1) audio DI for computer playback at lectern
Platforms: Stage 30' x 8' x 24"
stage tables skirted: 4-6'x30" (Stage) 1-6'x30" (Audio)
Lectern: Standing Lighted
House tables 3-6'x24"

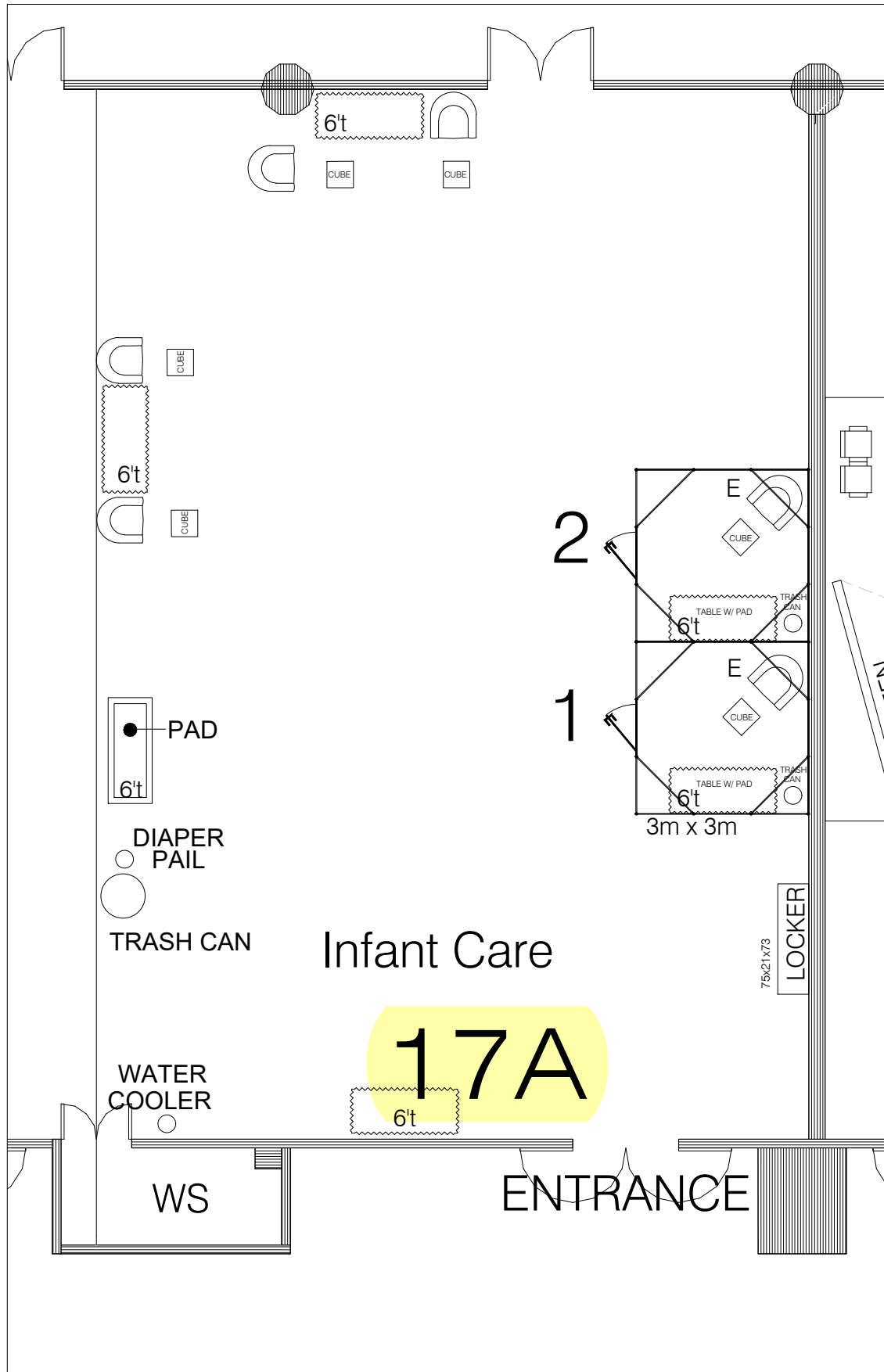
 **Electric:** run from the wall outlets by Local #122 for:
1-(Camera riser), 1-(AV/Sound), Lectern



Mezzanine Level

Floorplan Pending Fire Marshal Approval

<div>Current As Of: 10-01-2025</div> <div>Job No.: 2511002</div> <div>Drawn By: SA</div> <div>Scale: Fit To Page</div>	<div>Neuroscience</div> <div>November 16 - 19, 2025</div> <div>San Diego Convention Center</div> <div>San Diego, CA</div>	<div>THE EXPO GROUP</div> <div>theexpogroup.com 972.580.9000</div>	<div>This floor plan is subject to fire marshal approval.</div> <div>Disclaimer</div> <div>Every effort has been made to ensure the accuracy of all information contained on this floor plan. However no warranties, either expressed or implied are made with respect to this floor plan. If the location of building columns, utilities or other architectural components of the facility is a consideration in the construction or usage of an exhibit, it is the sole responsibility of the exhibitor to physically inspect the facility to verify all dimensions and locations.</div>
--	---	--	--



Mezzanine Level

Floorplan Pending Fire Marshal Approval

Current As Of: 08-17-2025

Job No.: 2511002

Drawn By: SA

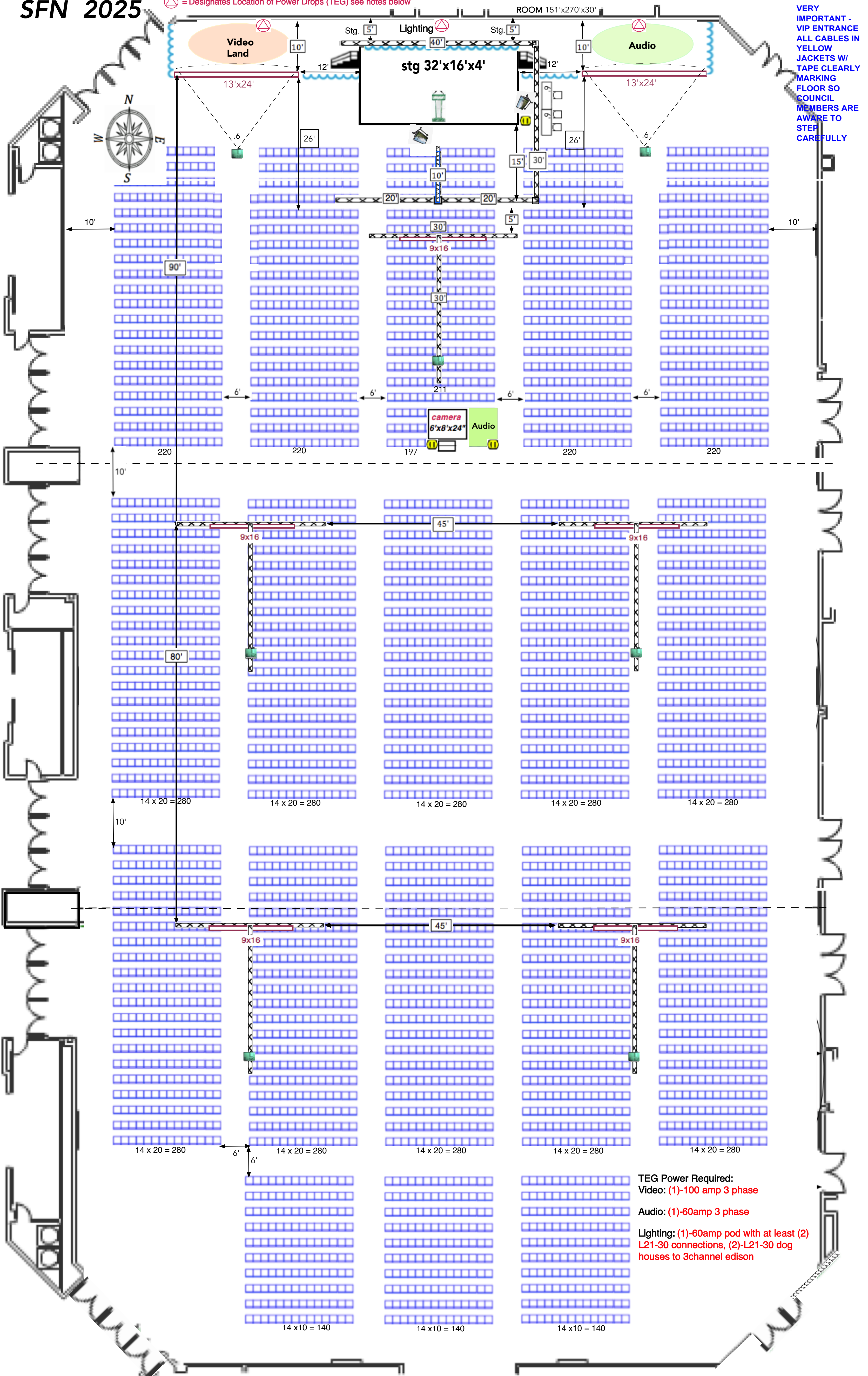
Scale: Fit To Page

Neuroscience
November 16 - 19, 2025
San Diego Convention Center
San Diego, CA

THE EXPO GROUP
theexpogroup.com | 972.580.9000

*This floor plan is subject to fire marshal approval.
Disclaimer
Every effort has been made to ensure the accuracy of all information contained on this floor plan. However no warranties, either expressed or implied are made with respect to this floor plan. If the location of building columns, utilities or other architectural components of the facility is a consideration in the construction or usage of an exhibit, it is the sole responsibility of the exhibitor to physically inspect the facility to verify all dimensions and locations.

 = Designates Location of Power Drops (TEG) see notes below



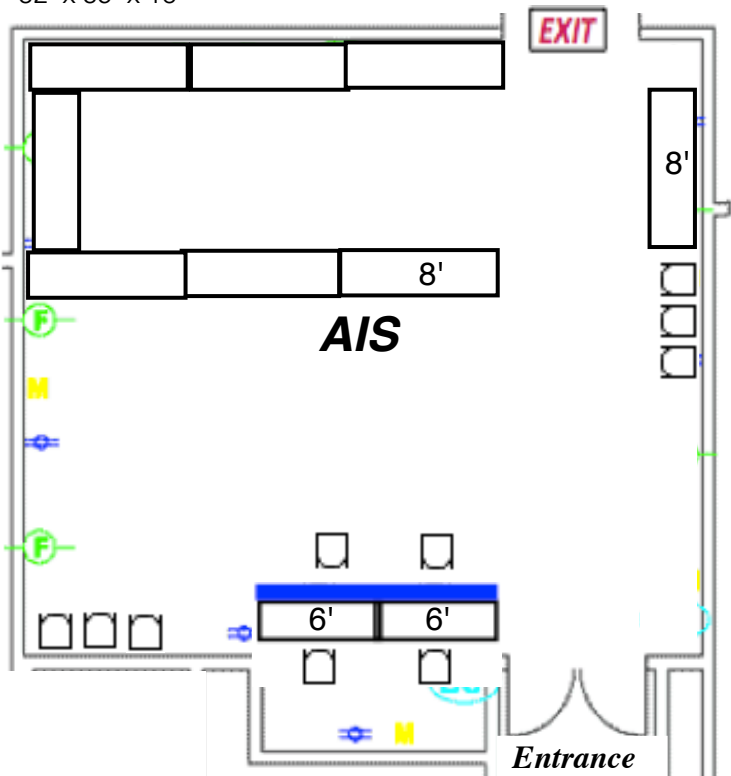
SFN 2025

10/1/25

SDCC - 21

AIS AV Storage 2

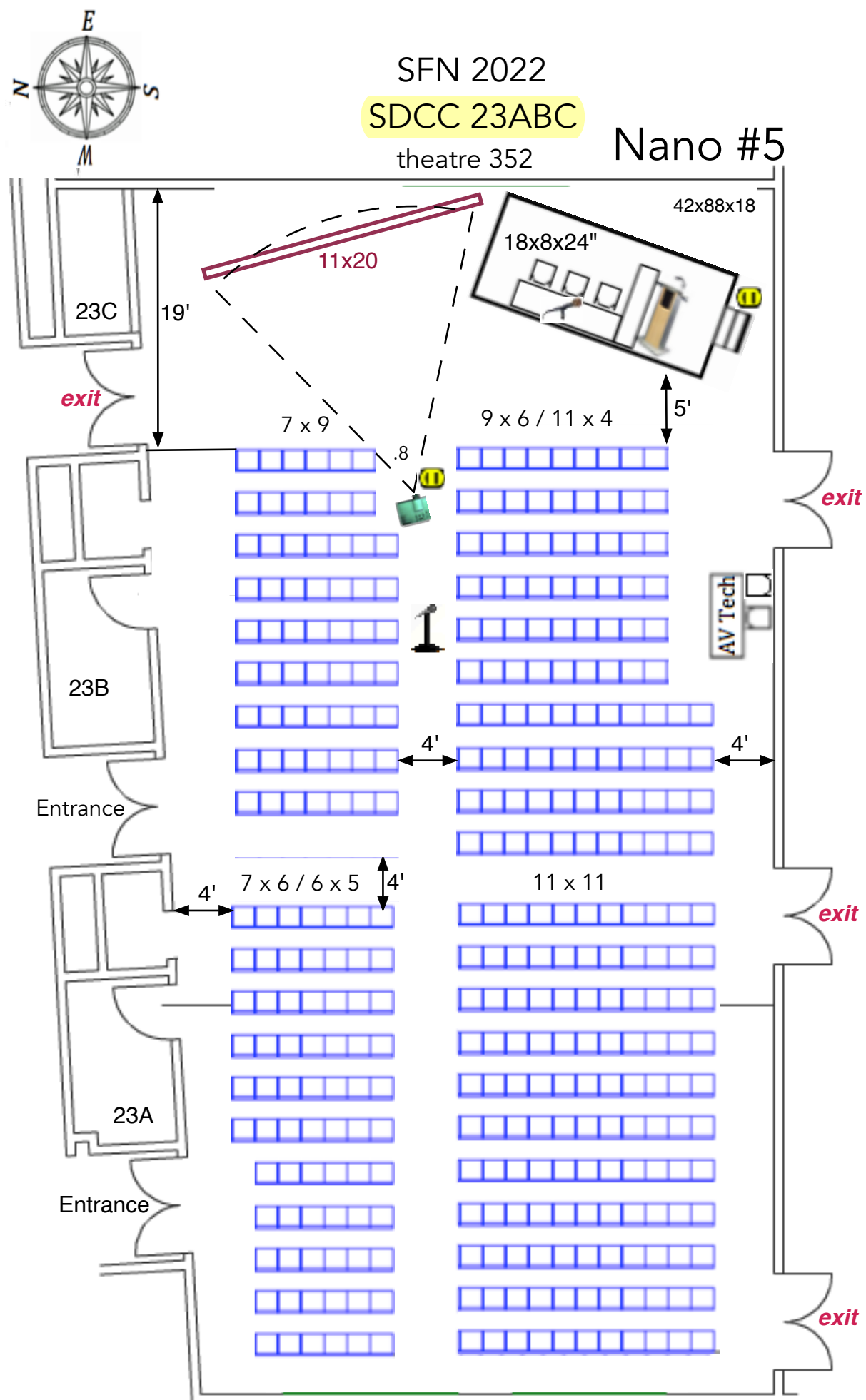
32' x 35' x 18''



2-6' tables w/ skirts

8 - 8' tables No skirts

10 - chairs



Screen: 1- 11x20 Screens

Audio: Lect.mic,(1) Wireless HH w/table stand, (1) floor mic

1-audio DI for computer

Platforms: stg.18'x8'x24" with stairs and railings

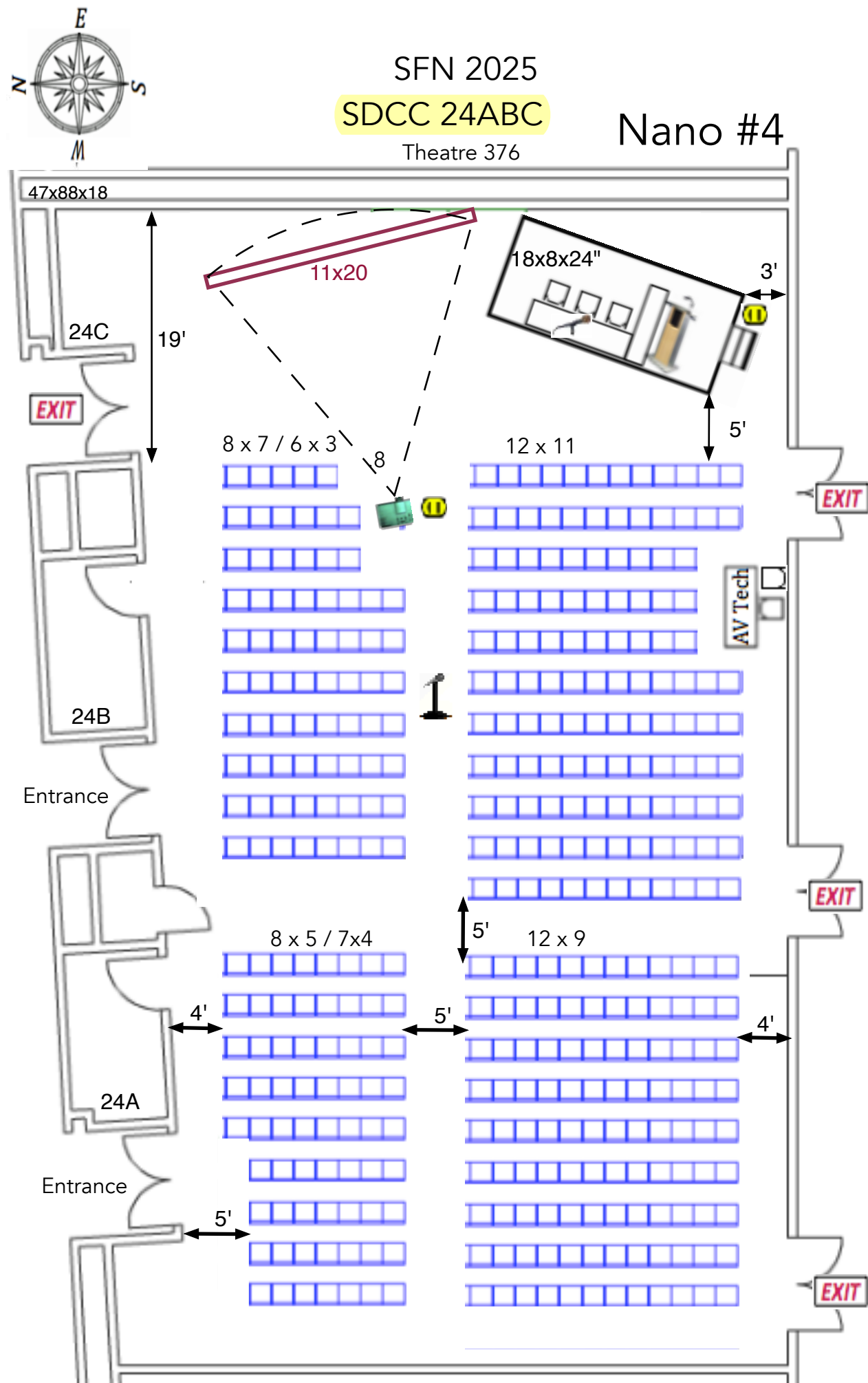
Lectern: Standing

Tables Skirted: 1-8'x30", 1-6'x30"(AV/Sound) 1-6'x18" next to lectern (The Expo Group)



Electric: run from wall outlets by Local #122

Lights: Preset room lights out over screen



Screen: 1- 11x20 Screens

Audio: Lect.mic,(1) Wireless HH Mic w/table stand, 1)-floor mic

1-audio DI for computer

Platforms: stg.18'x8'x24" with stairs and railings

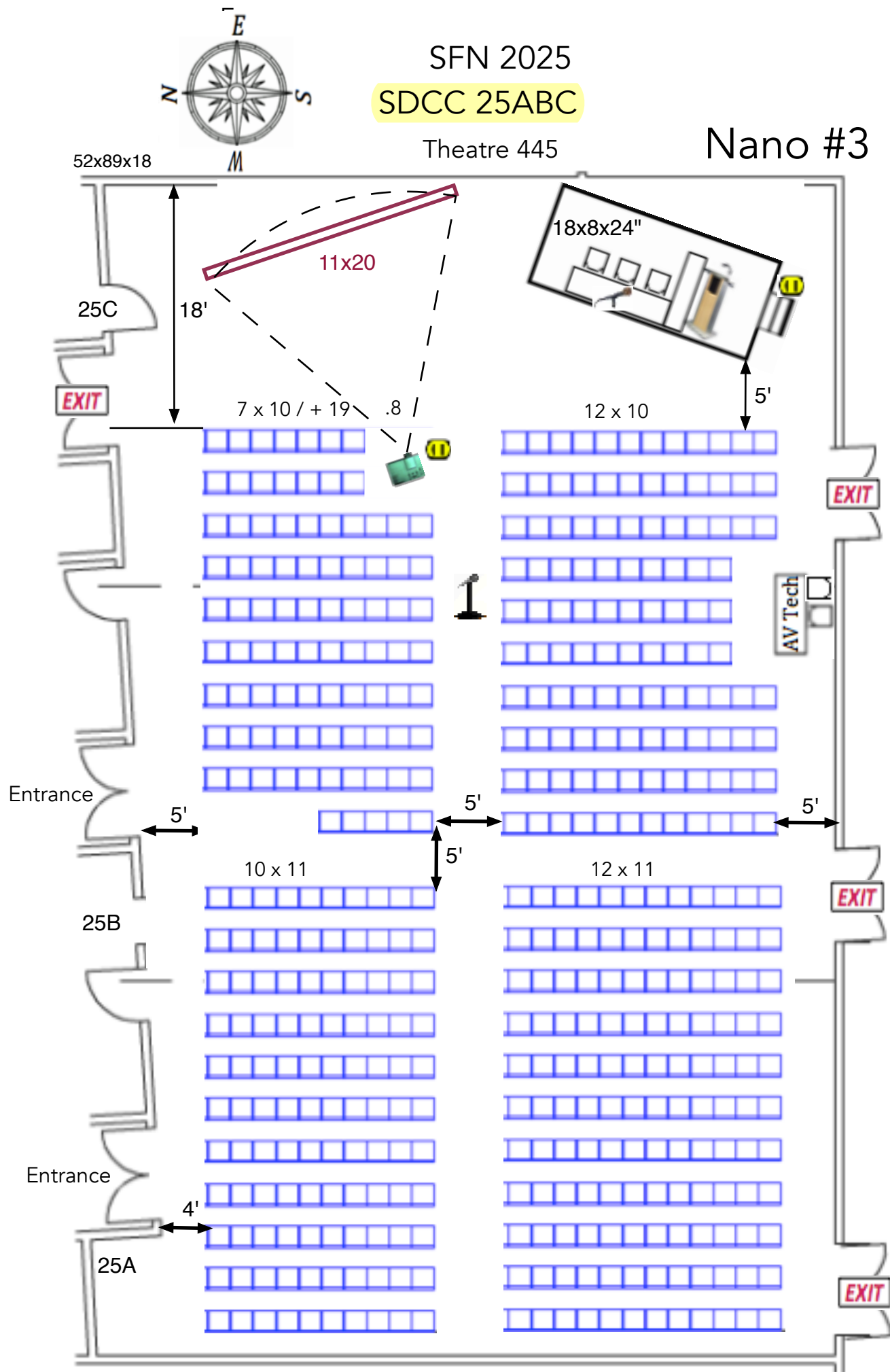
Lectern: Standing

Tables Skirted: 1-8'x30", 1-6'x30"(AV/Sound) 1-6'x18" next to lectern (The Expo Group)



Electric: run from wall outlets by Local #122

Lights: Preset room lights out over screen



Screen: 1- 11x20 Screens


Audio: Lect.mic,(1) Wireless HH table mic w/stand, (1) floor mic

1-audio DI for computer

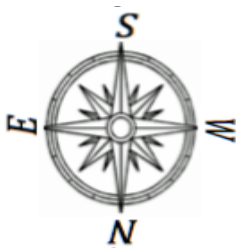
Platforms: stg.18'x8'x24" with stairs and railings

Lectern: Standing

Tables Skirted: 1-8'x30", 1-6'x30"(AV/Sound) 1-6'x18" next to lectern (The Expo Group)

ctric: run from wall outlets by Local #122

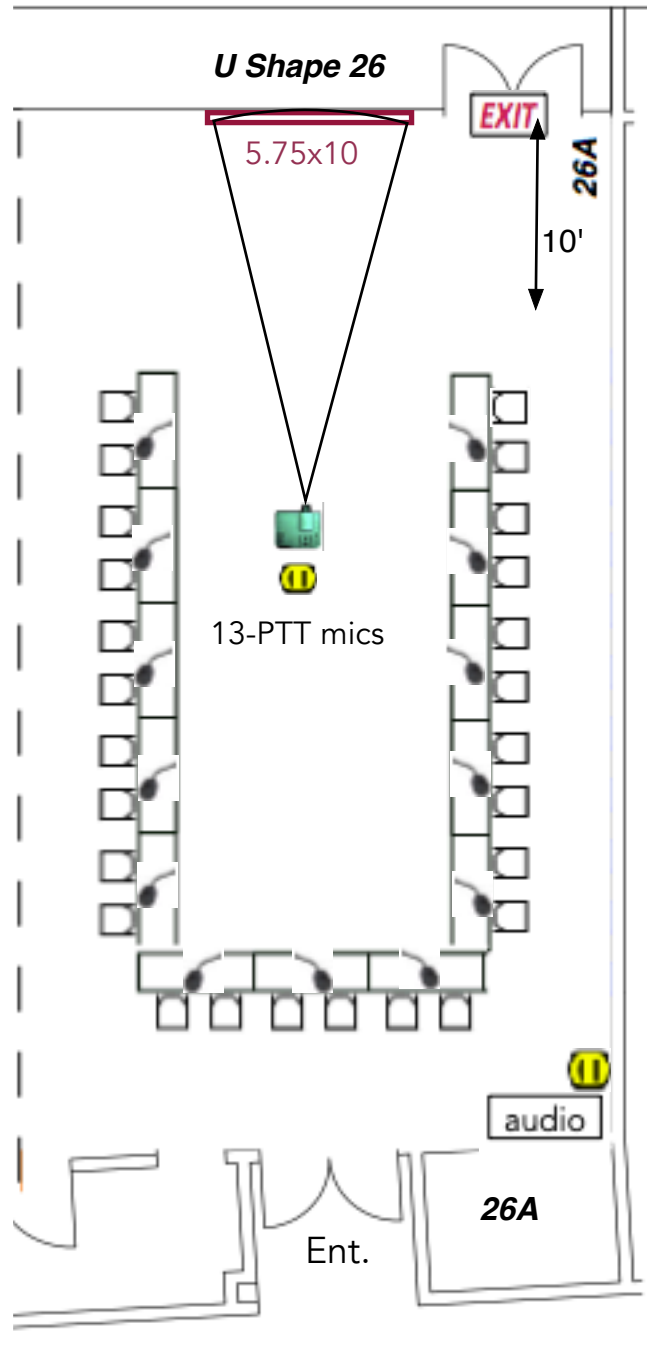
Lights: Preset room lights out over screen



SFN2025

SDCC -26A

Cmte.Rm #3



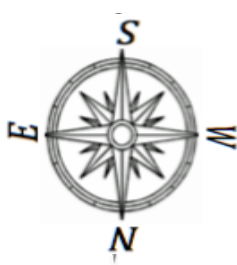
Screens per room: 5.75x10

Audio: AIS to handle audio in this room:
13-PTT mics + Audio DI

Skirted Tables: RM26A - 14-6'tbls



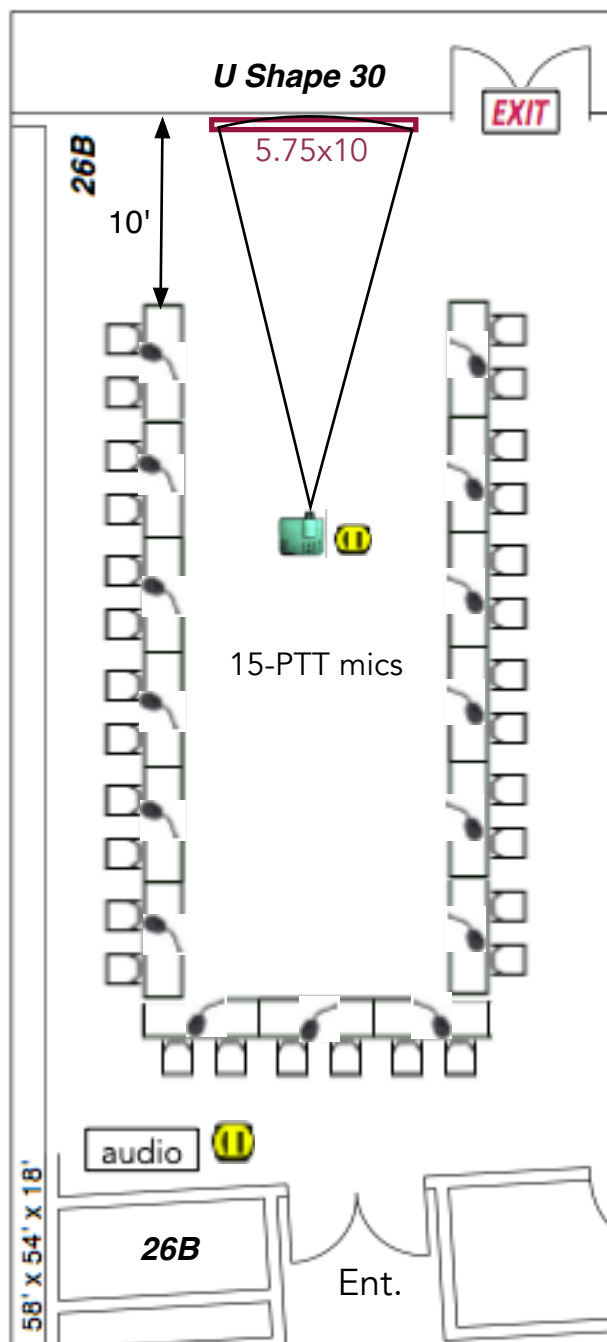
Electric: Run from outlets by Local #122



SFN2025

SDCC -26B

Cmte.Rm #2



Screens per room: 5.75x10

Audio: AIS to handle audio in this room:
15ppt 1-audio

Skirted Tables: RM26B -
16-6'tbls

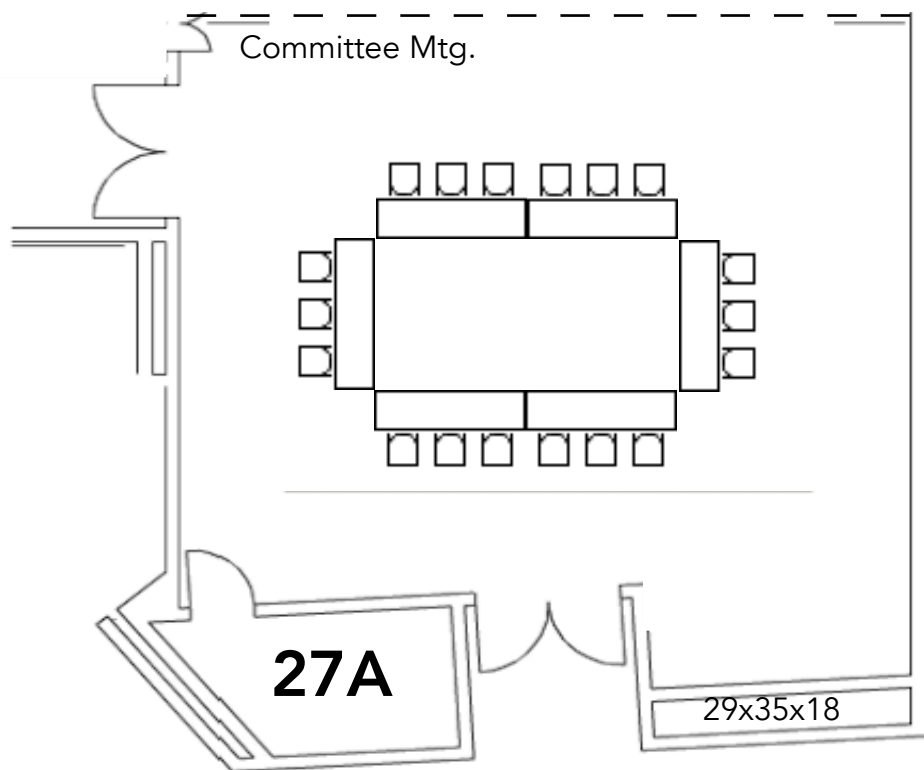
Electric: Run from outlets by Local #122



SFN 2025

SDCC 27A

Hollow Square - 18



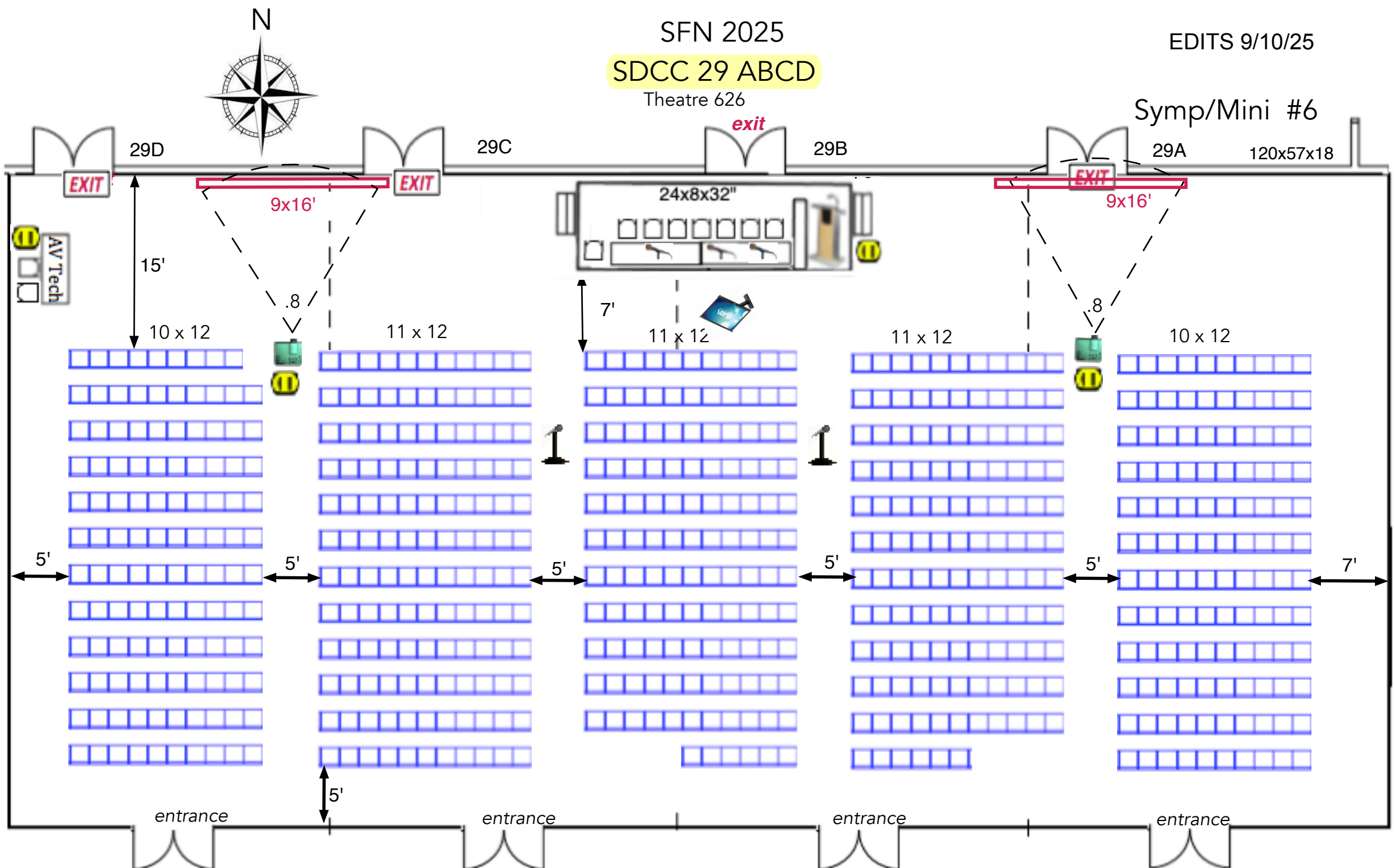
Skirted tables: 6-8'x30"

Hollow Square - (18)

Theatre 710

Theatre 710 floor plan showing the layout of the stage, seating, and various equipment. The stage is at the top, with a 24x8x24 equipment area and a 151x55x18 stage area. The seating area is divided into five sections, each 12x12, with a total width of 10' and a depth of 14'. The plan includes dimensions for the stage, seating, and various equipment areas, as well as labels for exits and AV Tech.

Lights: Preset room lights out over screen



Screen: 2- 9x16 Screens and on confidence monitor

Audio: Lect.mic, (3) Table microphones, (2) floor microphones
1-audio DI for computer

Platforms: stg.24'x8'x24" with stairs and railings

Lectern: Standing

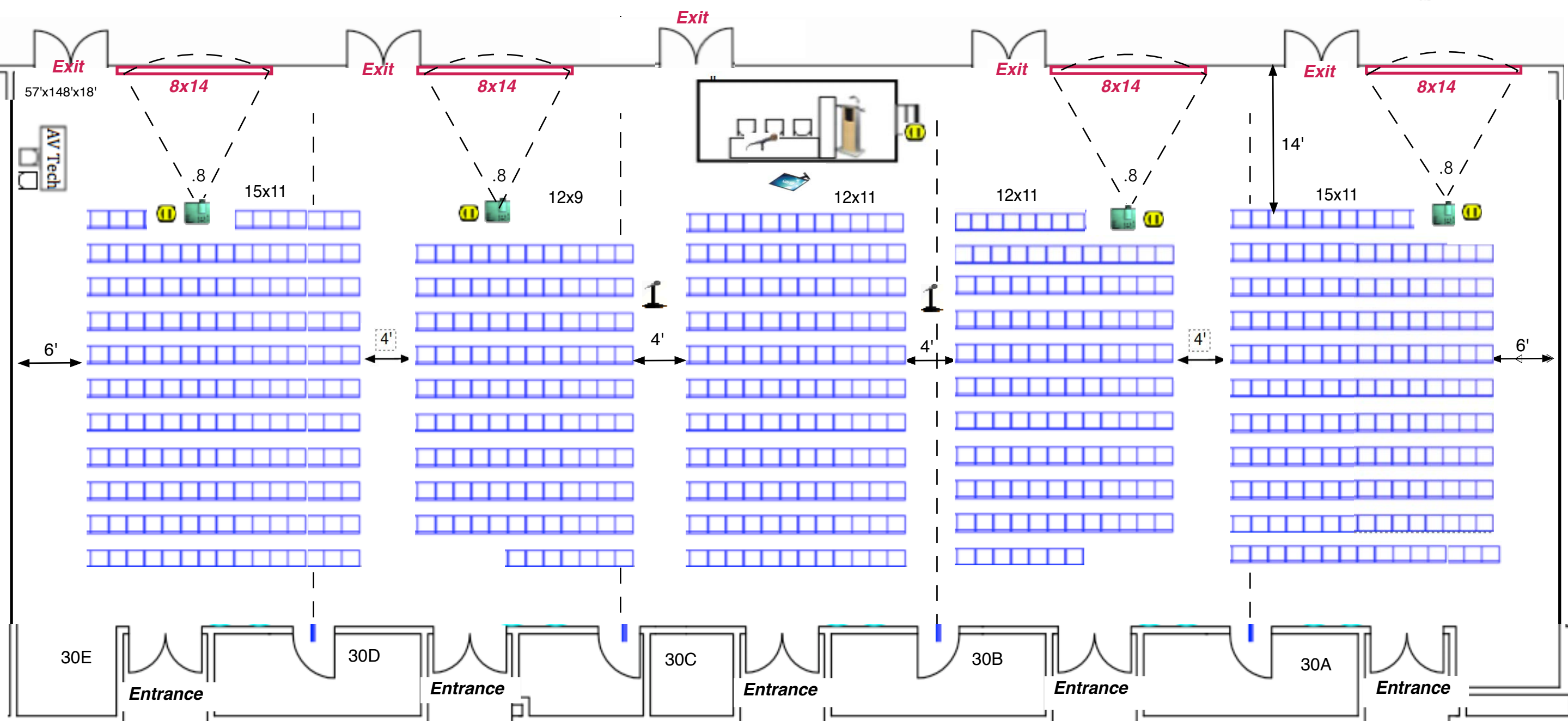
Tables Skirted: 2-8'x30", 1-6'x30"(Sound) 1-6'x18" next to lectern (The Expo Group)



Electric: run from wall outlets by Local #122

Lights: Preset room lights out over screen

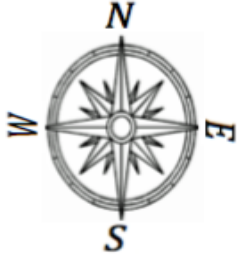
Nano #1



Audio: Lect.mic,(1) Wireless HH table microphone microphone, (2) floor microphones
1-audio DI for computer

Tables Skirted: (1)-8'x30", 1-6'x30"(AV/Sound) 1-6'x18" next to lectern (The Expo Group)

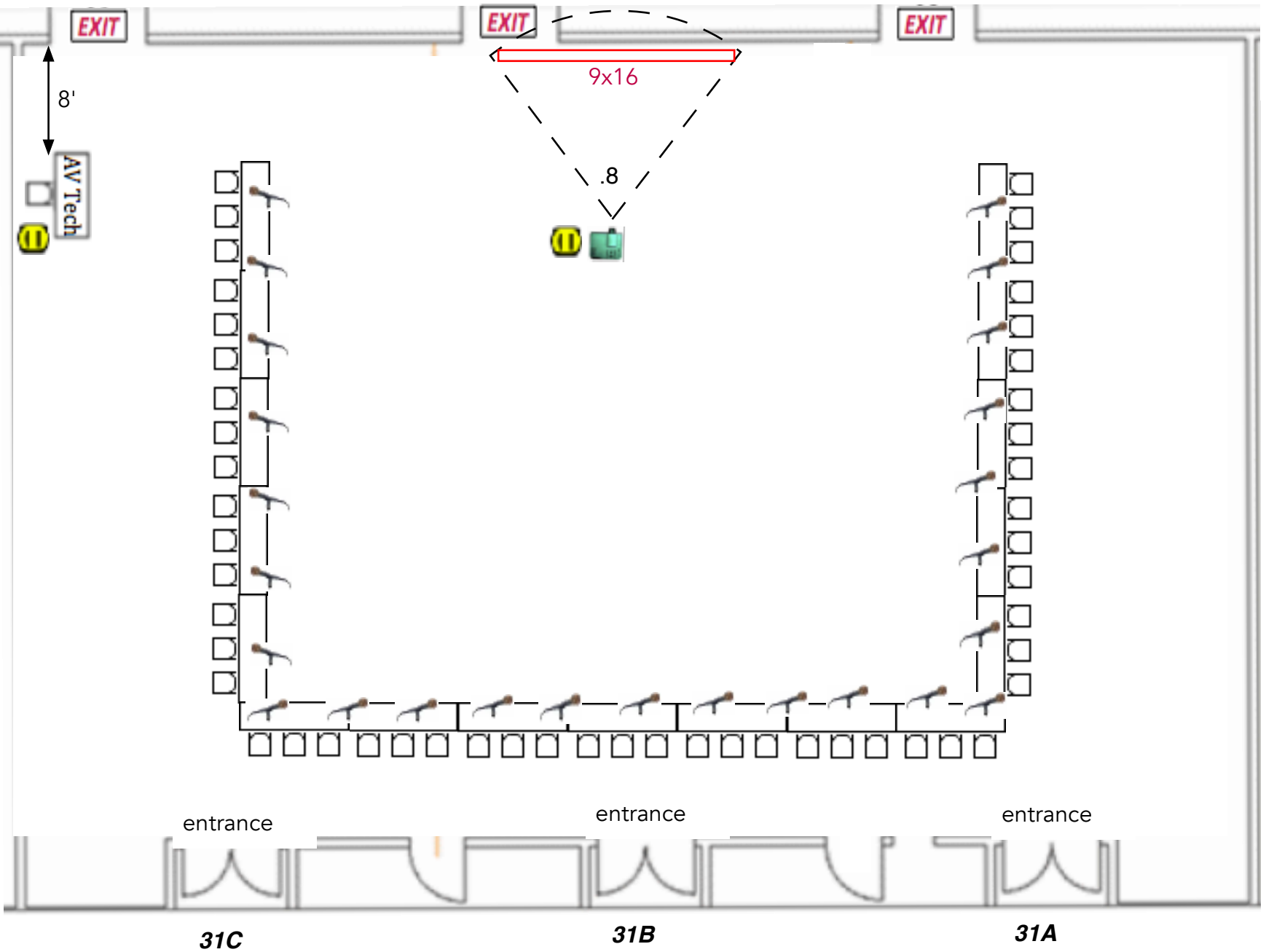
Lights: Preset room lights out over screen



SFN 2025
SDCC - 31 ABC
U-Shape 51

NAS Breakfast

57'x88'x18'

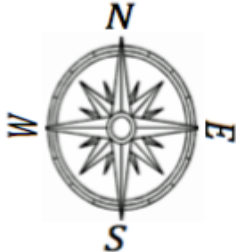


Audio: AIS to handle audio in this room
Lect.mic,stg.tbl mics PTT(21)-audio DI for computer

Tables Skirted: Tables: (17) 8'x24" (1) 6'x30"
Tech Table

Electric: Runs from wall outlets Local #122

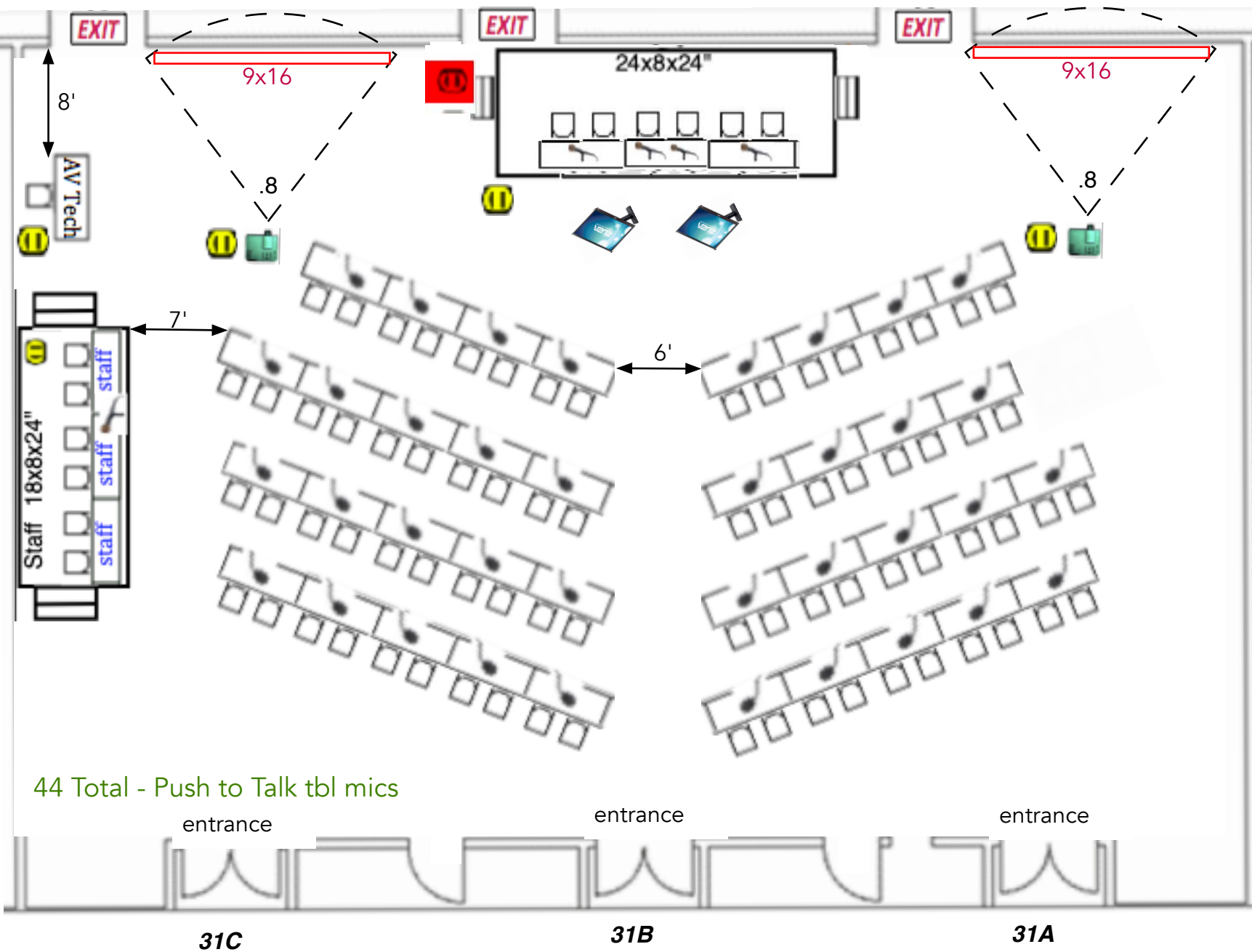
Lights: Preset lights out over screens



10/1/25

SFN20225
SDCC - 31 ABC
Chevron 74

Program Committee
57'x88'x18'



44 Total - Push to Talk tbl mics

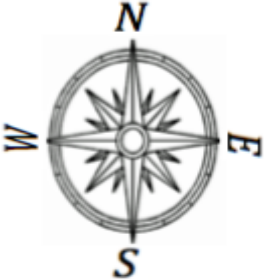
Screen: 2-9x16 and 2 confidence monitors AIS
Audio: Stg.(6)-tbl mics, (38)-PTT tbl mics, staff
PTT tbl mics (1) 1-audio DI for computer
Platforms:18'x8'x24" stg.24'x8'x24" with steps and
railings
TablesSkirted: 38-6'x24"(Chevron)
3-6'x30"(Stage) 3-6'x30"(Staff)

Electric: run from wall outlets by Local #122

Electric: (TEG) to supply 1-20amp



Lights: Presaet room lights out over screen



SFN 2025

SDCC 32AB

Rounds140

NAS Mentoring

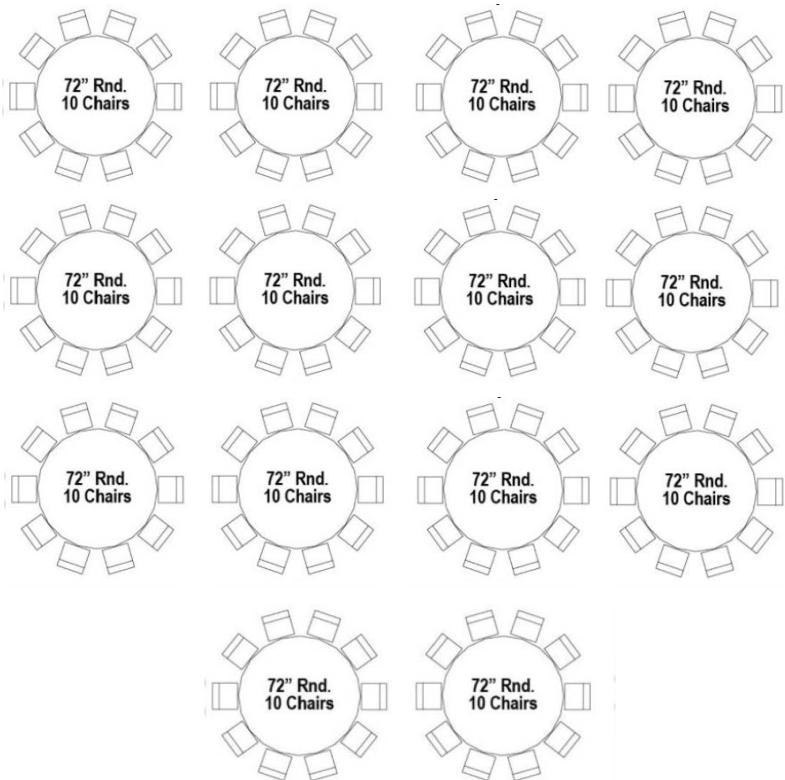
32B

EXIT

EXIT

32A

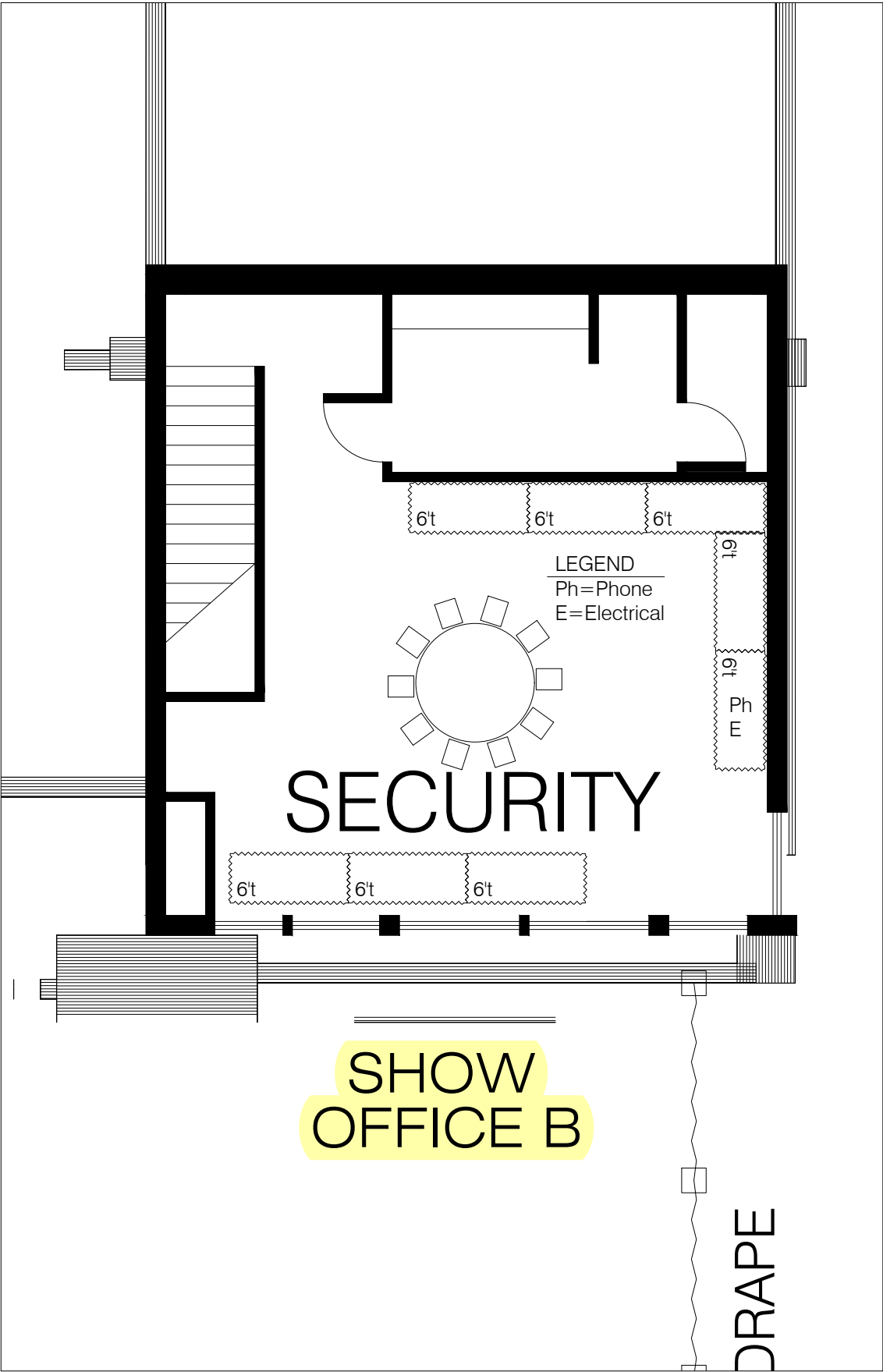
59x57x18



Entrance

Entrance

Tables: (14) 72" Rounds
Audio: (1)-Lectern Mic



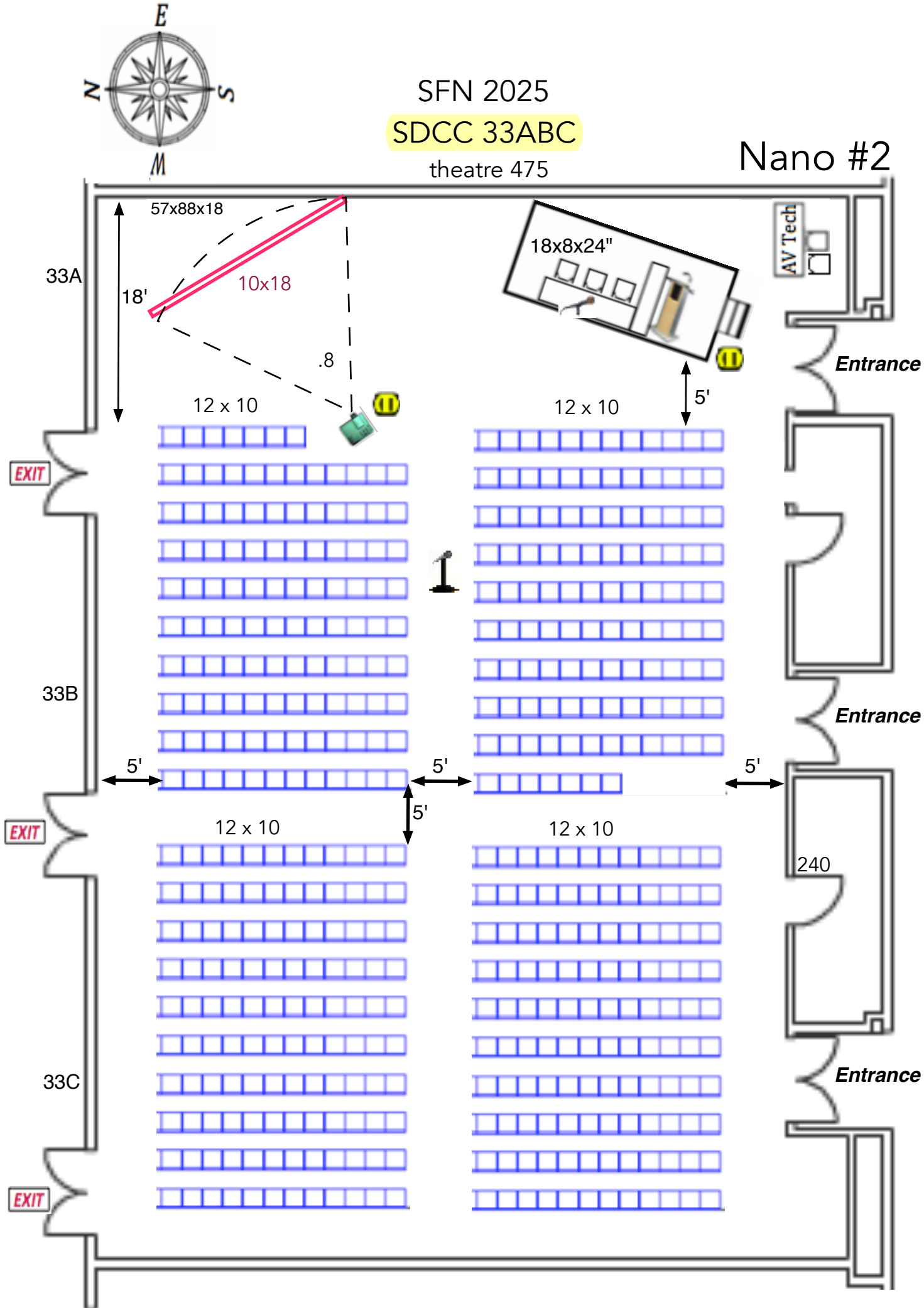
Floorplan Pending Fire Marshal Approval

Current As Of: 07-25-25
Job No.: 2511002
Drawn By: SA
Scale: Fit To Page

Neuroscience
November 16 - 19, 2025
San Diego Convention Center
San Diego, CA

THE EXPO GROUP
theexpogroup.com | 972.580.9000

***Disclaimer**
This floor plan is subject to fire marshal approval. Every effort has been made to ensure the accuracy of all information contained on this floor plan. However no warranties, either expressed or implied are made with respect to this floor plan. If the location of building columns, utilities or other architectural components of the facility is a consideration in the construction or usage of an exhibit, it is the sole responsibility of the exhibitor to physically inspect the facility to verify all dimensions and locations.



Screen: 1- 10x18

Audio: Lect.mic,(1)-Wireless Handheld mic on table stand, (1)-fl mic
1-audio DI for computer

Platforms: stg.18'x8'x32" with stairs and railings

Lectern: Standing

Tables Skirted: 1-8'x30", 1-6'x30"(AV/Sound) 1-6'x18" next to lectern (The Expo Group)

Electric: run from wall outlets by Local #122

Lights: Preset room lights out over screen