

Latin American Training Program  
Montevideo, September 26 - October 14, 2022

## Latin American Training Program 2022

### MOLECULES, CELLS AND CIRCUITS: UNDERSTANDING NERVOUS SYSTEM MECHANISMS

Montevideo, September 26 -October 14

#### Program

##### INTRODUCTION

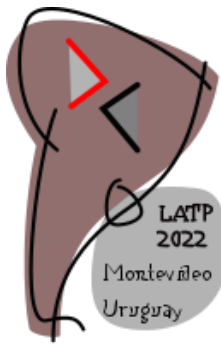
The aim of the Latin American Training Program (LATP) Course 2022 entitled “From Molecular and Cellular Neuroscience to Cognition: Clues to Understand Brain Diseases” is to provide the next generation of leading Latin American neuroscientists with intensive training on different aspects of neurobiology for three weeks. The selected students will be taught by leading neuroscientists from the region and overseas. A key feature of the LATP 2022 course is the strong hands-on lab activities that will give the students the opportunity to work side-by-side with expert neurobiologists and learn first-hand about state-of-the-art technologies (from electrophysiology, advanced imaging, microdialysis and behavior analysis). In addition to lectures on fundamental topics of neuroscience, the students will actively engage in discussions about the development of professional skills. The overall goal of this course is to promote among Latin American students a broad knowledge in neuroscience within the context of critical thinking.

#### **MODULE I. CELLULAR AND MOLECULAR NEUROBIOLOGY: NEURONS, GLIA AND PLASTICITY**

**September 26-October 1, 2022**

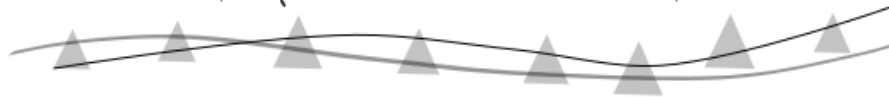
**Coordination: Michel Borde and Raúl Russo**

This module will focus on central aspects of cellular neurobiology such as the development of neural circuits, the biology of neural stem cells and neurogenesis, the biophysical basis of excitability and synaptic transmission together with the analysis of various forms of plasticity of neural circuits. Cutting edge experimental approaches will be discussed.



# Latin American Training Program

Montevideo, September 26 - October 14, 2022



## Monday September 26

**09:00-09:10** | Opening Introduction to the School

**09:10-10:00** | Cellular aspects of early neural development in vertebrates. *Flavio Zolessi*.

**10:00-10:50** | TRP channels and thermosensation. *Gonzalo Budelli*

**10:50-11:20** | **Coffee break**

**11:20-12:00** | The integrative properties of neurons: intrinsic properties and neuronal compartments. *Michel Borde*.

**12:00-14:30** | **Lunch break**

**14:30-19:00** | **Introduction to** Hands-on lab activities I

## Tuesday September 27

**09:00-9:50** | Presynaptic protein synthesis and synaptic function. *Pablo Castillo*.

**09:50-10:40** | The axon: far more complex than a signal carrier. *Federico Trigo*.

**10:40-11:10** | **Coffee break**

**11:10-12:00** | Electrical synaptic transmission. *Alberto Pereda*.

**12:00-14:30** | **Lunch break**

**14:30-19:00** | Hands-on

## Wednesday September 28

**09:00-09:50** | Ca<sup>2+</sup> voltage-dependent channels and the Ca<sup>2+</sup>- and voltage -activated K<sup>+</sup> (BK) channel. *Gonzalo Ferreira*

**09:50-10:40** | Endocannabinoids as regulators of synaptic plasticity. *Pablo Castillo*.

**10:40-11:10** | **Coffee break**

**11:10-12:00** | Molecular complexity of electrical synapses. *Alberto Pereda*.

**12:00-14:30** | **Lunch break**

**14:30-19:00** | Hands-on

**20:00-21:00** | PROFESSIONAL SKILLS I "How to write a research proposal". *Benedikt Berninger* & "A look into the process of scientific publishing". *Pablo Castillo*.

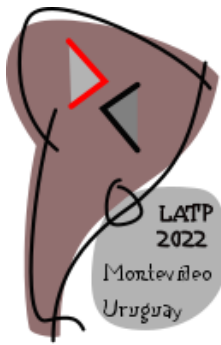
## Thursday September 29

**09:00-09:50** | Membrane properties and neural circuits: Focus on the role of striatal cholinergic interneurons in Parkinson's disease. *Cecilia Tubert*

**09:50-10:40** | Engineering new interneurons for grown-up brains. *Benedikt Berninger*.

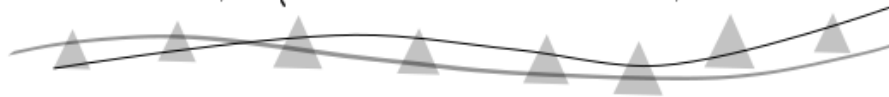
**10:40-11:10** | **Coffee break**

**11:10-12:00** | How to mend the adult mammalian CNS: Neuronal repair and replacement. *Christian Göritz*.



# Latin American Training Program

Montevideo, September 26 - October 14, 2022



**12:00-14:30 | Lunch break**

**14:30-19:00 | Hands-on**

**20:00-21:00 | Neuroscience by night: an informal open discussion.** *"Synapse proposes, neuron disposes. Is that so?"*. Active and passive intrinsic neuronal properties and synaptic integration and plasticity. *Sebastián Curti, Pablo Castillo and Cecilia Tubert*.

## Friday September 30

**09:00-09:50 | Cerebral organoids as a model system to study human brain development.**  
*Benedikt Berninger*.

**09:50-10:40 | What is wrong with the striatal cholinergic interneurons in Parkinson's disease and dyskinesia? Focus on intrinsic excitability.** *Cecilia Tubert*

**10:40-11:10 | Coffee break**

**11:10-12:00 | Neurogenesis in the adult hippocampus.** *Alejandro Schinder*.

**12:00-14:30 | Lunch break**

**14:30-19:00 | Hands-on**

**20:00-21:00 | Meet the PIs (Optional)** In this activity students will have the chance, by their request, to meet principal investigators that participate in the course in an informal environment to discuss their science, future training possibilities and other aspects of interest for the young researchers.

## Saturday October 1

### Mini-Symposium I: Neural Stem Cells and Adult Neurogenesis

**09:00-09:50 | Functional integration of newborn neurons in the hippocampal circuits of the adult and aging brain.** *Alejandro Schinder*.

**09:50-10:40 | Connexin signaling and the awakening of the ependymal stem cell niche.** *Raúl Russo*.

**10:40-11:10 | Coffee break**

**11:10-12:00 | Scarring and repair in the central nervous system.** *Christian Göritz*.

**12:00-14:30 | Lunch break**

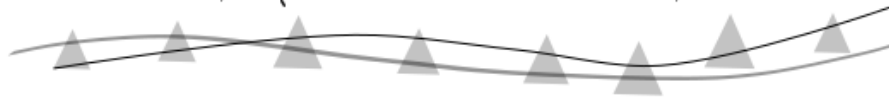
**15:00-16:00 | Presentations of Hands-on Lab activities I**

**16:30-18:30 | Poster blitz (3 min) and poster session**



# Latin American Training Program

Montevideo, September 26 - October 14, 2022



## **MODULE II. NEURODEGENERATIVE AND NEUROPSYCHIATRIC DISORDERS: NEW EXPERIMENTAL APPROACHES AND THERAPEUTIC STRATEGIES**

**October 3-8, 2022**

**Coordination: Patricia Cassina and Cecilia Scorza**

This module will focus on the neural mechanisms involved in the physiopathology of neurodegenerative (Parkinson's Disease, Amyotrophic Lateral Sclerosis), metabolic and neuropsychiatric diseases (schizophrenia-psychosis, depression and drug addiction). Additionally, students will have the opportunity to learn new approaches to study these pathologies, from neuronal and astrocytes cultures to behavior, using techniques such as immunohistochemistry, confocal microscopy, flow cytometry and intracerebral *in vivo* microdialysis.

### **Monday October 3**

**09:00-09:10** | Welcome and Opening Module II

**09:10-10:00** | A role for glial cells in brain pathologies. *Luis Barbeito*.

**10:00-10:50** | Microglia in health and disease. *Cintia Roodvelt*.

**10:50-11:20** | **Coffee break**

**11:20-12:00** | Oligodendrocytes in neurometabolic diseases. *Silvia Olivera*.

**12:00-14:30** | **Lunch break**

**14:30-19:00** | Introduction to hands-on activities II

### **Tuesday October 4**

**09:00-09:50** | Neuroinflammation. *Cintia Roodvelt*.

**09:50-10:50** | Glial reactivity and metabolic modulation. *Patricia Cassina*.

**10:50-11:20** | **Coffee break**

**11:20-12:00** | Neuronal death mechanisms in Parkinson Disease. *Giselle Prunell*.

**12:00-14:30** | **Lunch break**

**14:30-19:00** | Hands-on

### **Wednesday October 5**

**09:00-09:50** | Brain energy metabolism: astrocytes-neurons coupling. *Juan Pedro Bolaños*.

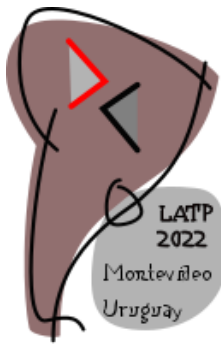
**09:50-10:40** | Molecular mechanisms of neuronal death and survival. *Angeles Almeida*.

**10:40-11:10** | **Coffee break**

**11:10-12:00** | Molecular imagenology in neurodegenerative diseases. *Andrés Damian*.

**12:30-14:30** | **Lunch break**

**14:30-19:00** | Hands-on



# Latin American Training Program

Montevideo, September 26 - October 14, 2022

## Thursday October 6

**09:00-09:50** | Neurotoxic effect of ethanol exposition. *Alicia Brusco.*

**09:50-10:40** | Ketamine: a polypharmacological drug with rapid antidepressant effects. *Miguel Reyes Parada.*

**10:40-11:10** | **Coffee break**

**11:10-12:00** | Vasopressin and oxytocin: role in drug addiction and therapeutic potential. *Georgina Renard.*

**12:00-14:30** | **Lunch break**

**14:30-19:00** | Hands-on

**20:00-21:00** | PROFESSIONAL SKILLS II "Collaborative Neuroscience". *Juan Pedro Bolaños y Angeles Almeida.*

In this activity students will have the chance to discuss with prestigious scientists their experience in establishing collaborative networks.

## Friday October 7

**09:00-09:50** | Psychotic-like effects induced by NMDA-R antagonists: role of GluNR2C. *Cecilia Scorza.*

**09:50-10:40** | High frequency oscillations of the EEG in animal models of psychosis. *Pablo Torterolo.*

**10:40-11:10** | **Coffee break**

**11:10-12:00** | Psychedelic drugs. *Ignacio Carrera.*

**12:00-14:30** | **Lunch break**

**14:30-19:00** | Hands-on

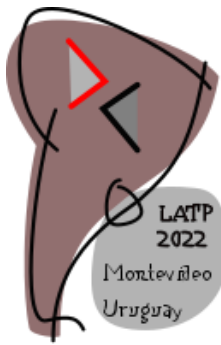
**20:00-21:00** | Meet the PIs (Optional)

## Saturday October 8

**11:00-12:00** | Presentations of Hands-on Lab activities II

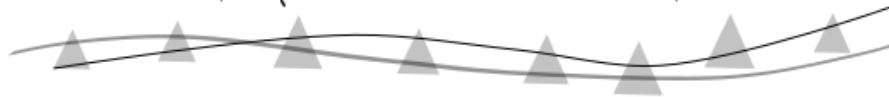
**12:00-13:30** | **Lunch break**

**14:00-16:00** | Poster blitz (3 min) and poster session



# Latin American Training Program

Montevideo, September 26 - October 14, 2022



## **MODULE III: NEURAL SYSTEMS, COGNITION, GENOMICS & BEHAVIOR.**

**October 10-14, 2022**

**Coordination: Leonel Gómez and Ana Silva**

This module will focus on neural circuits solving problems integrating computational and behavioral perspectives. The neural and molecular mechanisms underlying behavior, perception, and cognition will be explored in iconic vertebrate model systems. We will combine multi-level experimental approaches with theoretical modeling and bioinformatics processing to highlight general strategies of neural computing across evolution.

### **Monday October 10**

**09:00-09:10** | Welcome and Opening Module III

**09:10-09:50** | Neural Circuits. *Leonel Gómez - Ana Silva*

**09:50-10:40** | Neuronal Networks. *Ruben Coen-Cagli*

**10:40-11:10** | **Coffee break**

**11:10-12:00** | Genomics of Behavior. *José Sotelo Silveira*

**12:00-14:30** | **Lunch break**

**14:30-19:00** | Introduction to hands-on lab activities III

### **Tuesday October 11**

**09:00-09:50** | *Cognitive and computational approaches to perception. Nature and challenges of perception. Leonel Gómez*

**09:50-10:40** | *Cognitive and computational approaches to perception. Neural basis of early visual processing. Ruben Coen-Cagli*

**10:40-11:10** | **Coffee break**

**11:10-12:00** | *Cognitive and computational approaches to perception. Computing with auditory circuits. José Luis Peña*

**12:00-14:30** | **Lunch break**

**14:30-19:00** | Hands-on

### **Wednesday October 12**

**09:00-09:50** | *Neural bases of perception. Auditory computation in the frog brain. Kim Hoke*

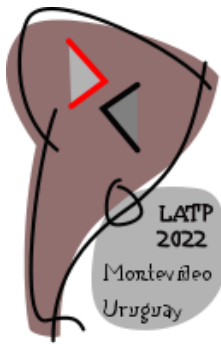
**09:50-10:40** | *Neural bases of perception. The electromotor-electrosensory loop of pulse gymnotiformes. Angel Caputi*

**10:40-11:10** | **Coffee break**

**11:10-12:00** | *Neural bases of perception. Adaptive command for orienting behavior in premotor brainstem neurons of barn owls. José Luis Peña*

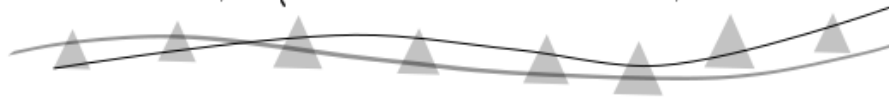
**12:00-14:30** | **Lunch break**

**14:30-19:00** | Hands-on



# Latin American Training Program

Montevideo, September 26 - October 14, 2022



**20:00-21:00** | PROFESSIONAL SKILLS III "Women in Latin American Neuroscience". *Verónica Amarante, ECLAC-IBRO LARC.*

## Thursday October 13

**09:00-09:50** | *Neural and molecular bases of social behavior. Neuroendocrinological modulation of communication signals. Vielka Salazar*

**09:50-10:40** | *Neural and molecular bases of social behavior. Seasonal plasticity and sex differences. Laura Quintana*

**10:40-11:10** | **Coffee break**

**11:10-12:00** | *Neural circuits and molecular bases of social behavior. Anita Autry*

**12:00-14:30** | **Lunch break**

**14:30-19:00** | **Hands-on**

**20:00-21:00** | **Meet the PIs (Optional)**

## Friday October 14

**09:00-09:50** | *Neural and molecular bases of social behavior. Agonistic behavior. Ana Silva*

**09:50-10:40** | *Neural and molecular bases of social behavior. Neuroendocrinological bases of maternal care in mammals. Natalia Uriarte*

**10:40-11:10** | **Coffee break**

**11:10-12:00** | *Neural and molecular bases of social behavior. Functional circuits shaping parental behavior. Anita Autry*

**12:00-14:30** | **Lunch break**

**15:30-17:30** | **Lab work student presentations III**

**17:30-18:00** | **BREAK**

**18:00-19:00** | **Closure Ceremony**

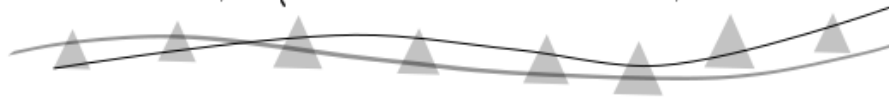
## Hands-on lab activities

We will organize 12 hands-on activities on the different topics addressed in the course in three sequential rounds. Each lab activity will be directed by at least one Local or Foreign Faculty and will have no more than 4 students in order to promote the proactive engagement of students with experimental activities. Students will be distributed in the hands-on activities according to their background so they can take advantage of theoretical and experimental training different from those of their home laboratories. At the end of each lab work session, students will analyze the data obtained, discuss it with their fellow students under the supervision of a faculty member, and produce a 10 min presentation for a general discussion.



# Latin American Training Program

Montevideo, September 26 - October 14, 2022



## Practical activities I (September 26-30)

### 1. Short- and long-term synaptic plasticity in rat hippocampal slices

**Professors:** Pablo Castillo & Michel Borde.

**Location:** Depto. de Fisiología, Fac. de Medicina, UdelaR.

Classical and novel forms of synaptic plasticity in the mammalian hippocampus will be analyzed *in vitro* with field potential recordings, current source density analysis (CSDA) and current and voltage-clamp intracellular recording techniques in the whole cell patch (WCP) configuration.

### 2. Membrane properties and electrical coupling in CNS neurons of the rat

**Professors:** Alberto Pereda & Sebastián Curti.

**Location:** Depto. de Fisiología, Fac. de Medicina, UdelaR.

In an *in vitro* preparation students will have the opportunity to gain insights in patch clamp whole cell recordings (voltage and current clamp configurations) from single cells and from electrically coupled pairs of neurons. Electrical transmission between neurons will be characterized through the evaluation of the coupling strength, its bi-directionality and the junctional conductance. Interaction of electric coupling with passive and active membrane properties of coupled neurons will also be analyzed.

### 3. Mapping Glutamate and GABA ionotropic receptors with laser photolysis

**Professor:** Federico Trigo

**Location:** Depto. de Neurofisiología Celular y Molecular, IIBCE.

In this hands-on section we will learn how to use a laser in order to photo-trigger the release of GABA and Glutamate in central nervous system neurons. We will learn the advantages and disadvantages of the technique as well as calibration methods. We will analyze the laser evoked currents and compare those with spontaneous EPSCs and IPSCs.

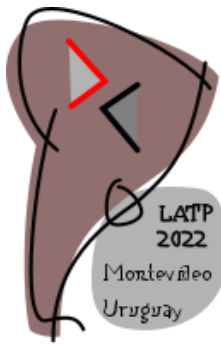
### 4. The intrinsic dynamics of neuronal firing: patch clamp recordings in slices

**Professors:** Raúl Russo & Nicolás Marichal

**Location:** Depto. de Neurofisiología Celular y Molecular, IIBCE.

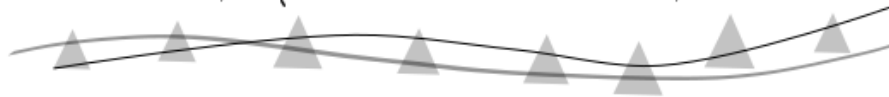
The students will learn the basics of patch clamp recordings of neurons in slices of the central nervous system. During the hands-on activity, we will discuss the advantages and limitations of *in vitro* preparations as well as the fundamentals of current and voltage clamp. We will focus





# Latin American Training Program

Montevideo, September 26 - October 14, 2022



the activity on the intrinsic membrane properties of neurons: how they arise and their impact on neural integration.

## Practical activities II (October 3-7)

### 5. Analysis of mitochondrial morphology and function in live glial cells.

**Professors:** Laura Martínez, Ernesto Miquel, Juan P. Bolaños, Adriana Cassina.

**Location:** Depto. de Histología & Embriología. Fac. de Medicina, UdelaR.

Mitochondria are organelles that have been primarily known as the 'power house of the cell'. However, recent advances in the field have revealed that mitochondria are also involved in many other cellular activities like lipid modifications, redox balance, calcium balance and even control cell death. These multifunctional organelles are motile and highly dynamic in shapes and forms; the dynamism is brought about by the mitochondria's ability to undergo fission and fusion with each other. Therefore, it is very important to be able to image mitochondrial shape changes to relate to the variety of cellular functions these organelles have to accomplish.

### 6. Determination of inflammatory cytokines in neurodegeneration models.

**Professors:** Eugenia Isasi, Silvia Olivera, Soledad Marton, Cintia Roodvelt.

**Location:** IIBCE

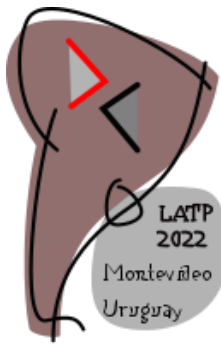
The inflammatory response that occurs associated with many neurological diseases contributes to spread tissue damage to healthy regions, and consequently, to increase neurological deficits. Certain cytokines/chemokines are involved in not only the initiation but also the persistence of inflammation. The students will have the opportunity to identify several key pro-inflammatory and anti-inflammatory cytokines and their relationship with pathology in animal models of human disease.

### 7. Neuroprotection and neuroplasticity in cellular models

**Professors:** Giselle Prunell, Carolina Echeverry and Mariana Pazos

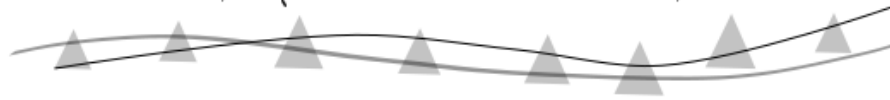
**Location:** Laboratorio de Mecanismos de Neurodegeneración y Neuroprotección, Depto. de Neuroquímica, IIBCE.

Cellular models of neurodegeneration and neuritogenesis will be used during the laboratory module and the beneficial effects of natural products will be taken as an example of new potential therapies. The students will have the opportunity to work with primary neuronal



# Latin American Training Program

Montevideo, September 26 - October 14, 2022



cultures and a cell line to assess the neuroprotective activity and neurite outgrowth capacity of different natural products using biochemical and morphological approaches.

## **8. *In vivo* microdialysis technique to study the effect of cannabinoids on GABA/GLU release**

**Professors:** Georgina Renard (USACH), Ximena López Hill, and Jessika Urbanavicius (DNFE-IIBCE)

**Location:** Depto. de Neurofarmacología Experimental, IIBCE and Plataforma de Química Analítica, IIBCE

Cannabidiol (CBD), a major non-psychotomimetic constituent of *Cannabis sativa*, has therapeutic potential for certain psychiatric and neurodegenerative disorders. Studies in laboratory animals show that CBD has a broad therapeutic potential throughout multiples site of actions. Its actions on GABA or glutamate release have remained unclear. The students will have the opportunity to analyze the effect of CBD on GABA or GLU release in the prefrontal cortex using the *in vivo* microdialysis technique in awake rats.

## **Hands-on activities III (October 10-14)**

### **9. Close loop behavior with bonsai.**

**Professors:** Leonel Gómez, Cecilia Herbert, Marcos Colleti & Juan Ignacio Sanguinetti

**Location:** Lab. Neurociencias, Fac. de Ciencias, Udelar.

Currently, despite the success of the reductionist approaches in neuroscience, many authors maintain that it is necessary to complement those strategies with studies that allow a careful theoretical and experimental decomposition of behavior to discover the component processes and its underlying algorithms. These studies provide a solid base for addressing the neural implementation of a behavior. Bonsai is a high-performance programming environment, fast to

learn and easy to extend that allows the development of behavioral analysis projects based on the acquisition and processing of signals of different types: video, sound, neurophysiological records, etc. Using these tools, the students will be able to track, quantify and analyze different kinds of behavior guided by experimented instructors.

### **10. Structural plasticity in the rat's nervous system during motherhood**

**Professors:** Natalia Uriarte & Javier Nogueira

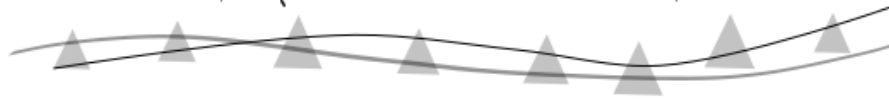
**Location:** Sec. Fisiología, Fac. de Ciencias – Depto. Histología y Embriología, Fac. de Medicina, Udelar.

A remarkable reorganization of the extracellular matrix (ECM) occurs in the medial preoptic area (mPOA) of female rats during motherhood. Highly organized aggregations of ECM,



# Latin American Training Program

Montevideo, September 26 - October 14, 2022



perineuronal nets (PNNs) are expressed in mPOA and dynamically change during this period in response to gonadal hormones. As PNNs are proposed to play key roles in neural plasticity, and pregnancy and lactation are characterized by a significant increase in neuroplasticity, we proposed that these structures are involved in the expression of the behavioral flexibility during motherhood. Students will participate in experiments designed to assess the role of PNNs in the maternal behavior of lactating rats, which will include stereotaxic surgeries, behavioral recording and cytochemical detection of PNNs.

## 11. Gene expression associated to social behavior

**Professors:** Laura Quintana, José Sotelo Silveira & Vielka Salazar

**Location:** Unid. Bases Neurales de la Conducta – Depto. De Genómica, IIBCE

The advent of genomics has revolutionized the field of behavioral genetics by providing tools to quantify the dynamic nature of brain gene expression in relation to behavioral output. Students will be involved in behavioral experiments of the non-breeding aggression using the native weakly electric fish, *Gymnotus omarorum*. Further, students will analyze transcriptomic profiling of the brain and will link gene expression with behavioral traits.

## 12. Circadian modulation of social behavior

**Professors:** Ana Silva, Adriana Migliaro, Federico Pedraja

**Location:** Lab. Neurociencias, Fac. de Ciencias, Udelar.

The electric behavior, the outcome of the electrogenic system of weakly electric fish, is a behavioral display with well-known circadian, social, and seasonal modulations. It is also an advantageous model to explore neuroendocrine mechanisms controlling the interplay of circadian (melatonin) and social (hypothalamic neuropeptides) modulators. Students will record the electric behavior in the wild using a remote system that allows the tracking of freely

moving fish during day and night. Students will be trained to do data processing of the electric behavior, to induce pharmacological modulations in *in vivo* and *in vitro* preparations, and to explore the changes of the melatonergic and vasotocinergic systems between day and night.



# Latin American Training Program

Montevideo, September 26 - October 14, 2022

## ORGANIZING COMMITTEE

Michel Borde  
Facultad de Medicina-UdelaR, Uruguay  
[mborde@fmed.edu.uy](mailto:mborde@fmed.edu.uy)

Patricia Cassina  
Facultad de Medicina-UdelaR, Uruguay  
E-mail: [pcassina@fmed.edu.uy](mailto:pcassina@fmed.edu.uy)

Leonel Gómez  
Facultad de Ciencias- UdelaR  
E-mail: [leonel@biomat.fcien.edu.uy](mailto:leonel@biomat.fcien.edu.uy)

Raúl E. Russo  
IIBCE, Uruguay  
[rrusso@iibce.edu.uy](mailto:rrusso@iibce.edu.uy)

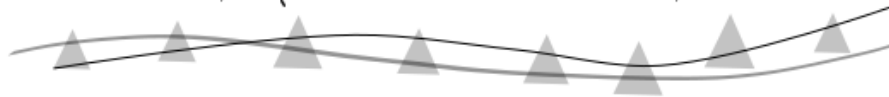
Cecilia Scorza  
IIBCE, Uruguay  
[cscorza@iibce.edu.uy](mailto:cscorza@iibce.edu.uy)

Ana Silva  
Facultad de Ciencias-UdelaR/IIBCE, Uruguay  
[asilva@fcien.edu.uy](mailto:asilva@fcien.edu.uy)



# Latin American Training Program

Montevideo, September 26 - October 14, 2022



## LOCAL FACULTIES

Verónica Amarante:

Instituto de Economía (Iecon), Facultad de Ciencias Económicas y de Administración, Udelar

E-mail: [veronica.amarante@fcea.edu.uy](mailto:veronica.amarante@fcea.edu.uy)

Alfonso Araque, PhD

Department of Neuroscience, University of Minnesota

Minneapolis, USA

E-mail: [araque@umn.edu](mailto:araque@umn.edu)

Luis Barbeito, MD, PhD

Laboratorio de Neurodegeneración, Instituto Pasteur de Montevideo

E-mail: [barbeito@pasteur.edu.uy](mailto:barbeito@pasteur.edu.uy)

Michel Borde, MD, PhD

Depto. de Fisiología, Fac. de Medicina, Udelar

E-mail: [michel.borde@gmail.com](mailto:michel.borde@gmail.com)

Gonzalo Budelli, PhD

Depto. De Biofísica, Fac. de Medicina, Udelar

Email: [gonzalobudelli@gmail.com](mailto:gonzalobudelli@gmail.com)

Angel Caputi, MD, PhD

Depto. de Neurociencias Integrativas y Computacionales, IIBCE

E-mail: [angel@iibce.edu.uy](mailto:angel@iibce.edu.uy), [caputiangel@gmail.com](mailto:caputiangel@gmail.com)

Ignacio Carrera, PhD

Facultad de Química, Udelar

E-mail: [icarrera@fq.edu.uy](mailto:icarrera@fq.edu.uy)

Patricia Cassina MD, PhD

Depto. de Histología y Embriología, Fac. de Medicina, Udelar.

E-mail: [pcassina@fmed.edu.uy](mailto:pcassina@fmed.edu.uy)

Sebastian Curti, PhD

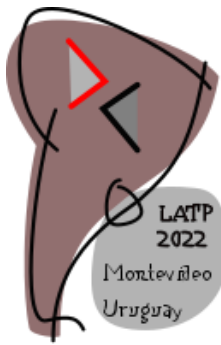
Depto. de Fisiología, Fac. de Medicina, Udelar.

E-mail: [scurti@fmed.edu.uy](mailto:scurti@fmed.edu.uy)

Andrés Damian, PhD

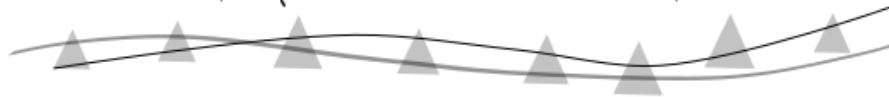
Centro Uruguayo de Imagenología Molecular, CUDIM

E-mail: [andres.damian@cudim.org](mailto:andres.damian@cudim.org)



# Latin American Training Program

Montevideo, September 26 - October 14, 2022



Gonzalo Ferreira, MD, PhD  
Depto. De Biofísica, Fac. de Medicina, UdelaR  
Email: [ferreiragon@gmail.com](mailto:ferreiragon@gmail.com)

Leonel Gómez, PhD  
Laboratorio de Neurociencias, Fac. de Ciencias, UdelaR  
E-mail: [leonel@biomat.fcien.edu.uy](mailto:leonel@biomat.fcien.edu.uy) , [leonel.gomez@gmail.com](mailto:leonel.gomez@gmail.com)

Silvia Olivera, PhD  
Depto. de Biología Celular y Molecular, IIBCE  
E-mail: [solivera2011@gmail.com](mailto:solivera2011@gmail.com)

Giselle Prunell, PhD  
Laboratorio de Mecanismos de Neurodegeneración y Neuroprotección, IIBCE.  
E-mail: [gprunell@iibce.edu.uy](mailto:gprunell@iibce.edu.uy) , [gisellefprunell@gmail.com](mailto:gisellefprunell@gmail.com)

Laura Quintana, PhD  
Depto. de Neurofisiología Celular y Molecular, IIBCE.  
Unidad bases Neurales de la Conducta, IIBCE  
E-mail: [laura.quintana@gmail.com](mailto:laura.quintana@gmail.com)

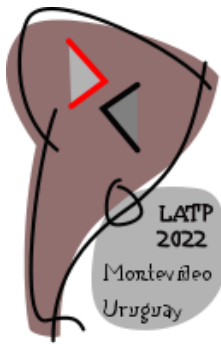
Raúl Russo, PhD  
Depto. de Neurofisiología Celular y Molecular, IIBCE.  
E-mail: [rrusso@iibce.edu.uy](mailto:rrusso@iibce.edu.uy) , [russoblanc@gmail.com](mailto:russoblanc@gmail.com)

Ignacio Sanguinetti, PhD  
Laboratorio de Neurociencias, Facultad de Ciencias, UdelaR  
E-mail: [ji.sanguinetti@gmail.com](mailto:ji.sanguinetti@gmail.com)

Cecilia Scorza, PhD  
Depto. de Neurofarmacología Experimental, IIBCE.  
E-mail: [cscorza@iibce.edu.uy](mailto:cscorza@iibce.edu.uy) , [scorzacecilia@gmail.com](mailto:scorzacecilia@gmail.com)

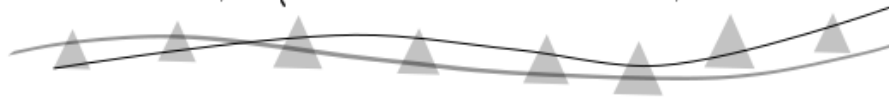
Ana Silva, PhD  
Unidad bases Neurales de la Conducta, IIBCE - Laboratorio de Neurociencias, Facultad de Ciencias, UdelaR  
E-mail: [asilva@fcien.edu.uy](mailto:asilva@fcien.edu.uy)

José Sotelo Silveira, PhD  
Depto. de Genómica, IIBCE  
E-mail: [sotelojos@gmail.com](mailto:sotelojos@gmail.com)



# Latin American Training Program

Montevideo, September 26 - October 14, 2022



Pablo Torterolo, MD, PhD

Depto. de Fisiología, Facultad de Medicina, UdelaR  
E-mail: [ptortero@fmed.edu.uy](mailto:ptortero@fmed.edu.uy)

Federico Trigo, MD, PhD  
Depto. de Neurofisiología Celular y Molecular, IIBCE.  
E-mail: [trigo.federico@gmail.com](mailto:trigo.federico@gmail.com)

Natalia Uriarte, PhD  
Laboratorio de Neurociencias, Facultad de Ciencias, Udelar  
E-mail: [natiuria@gmail.com](mailto:natiuria@gmail.com)

Flavio Zolessi, PhD  
Sección Biología Celular, DBCM, Facultad de Ciencias, UdelaR  
E-mail: [fzolessi@fcien.edu.uy](mailto:fzolessi@fcien.edu.uy)

## FOREIGN FACULTIES

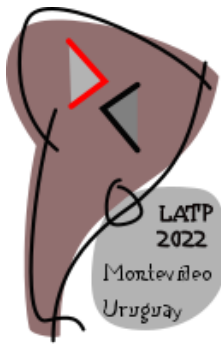
Angeles Almeida, PhD,  
Instituto de Investigación Biomédica de Salamanca,  
Hospital Universitario de Salamanca,  
Universidad de Salamanca, España  
E-mail: [aparra@usal.es](mailto:aparra@usal.es)

Benedikt Berninger, PhD  
Developmental Neurobiology  
King's College, UK  
E-mail: [benedikt.berninger@kcl.ac.uk](mailto:benedikt.berninger@kcl.ac.uk)

Juan Pedro Bolaños, PhD  
Instituto de Investigación Biomédica de Salamanca,  
Universidad de Salamanca, España  
E-mail: [jbolanos@usal.es](mailto:jbolanos@usal.es)

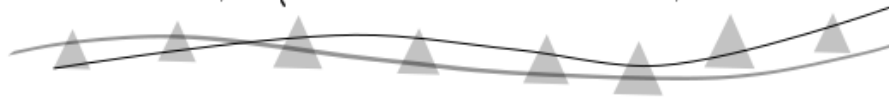
Alicia Brusco  
Universidad de Buenos Aires  
E-mail: [aliciabrusco@gmail.com](mailto:aliciabrusco@gmail.com)

Pablo Castillo MD, PhD  
Dept. Neuroscience, Albert Einstein College of Medicine, USA



# Latin American Training Program

Montevideo, September 26 - October 14, 2022



E-mail: [pcastill@aecom.yu.edu](mailto:pcastill@aecom.yu.edu)

Ruben Coen-Cagli, PhD  
Department of Systems and Computational Biology,  
Albert Einstein College of Medicine, USA  
E-mail: [ruben.coen-cagli@einstein.yu.edu](mailto:ruben.coen-cagli@einstein.yu.edu)

Christian Göritz  
Department of Cell and Molecular Biology  
Karolinska Institutet  
Biomedicum 5D, Sweden  
E-mail: [Christian.Goeritz@ki.se](mailto:Christian.Goeritz@ki.se)

Kim Hoke  
Assistant Professor, Department of Biology, Colorado State University  
E-mail: [kimhoke@colostate.edu](mailto:kimhoke@colostate.edu)

Nicolás Marichal, PhD  
Centre for Developmental Neurobiology  
King's College London, UK  
E-mail: [nicolas.marichal\\_negrin@kcl.ac.uk](mailto:nicolas.marichal_negrin@kcl.ac.uk)

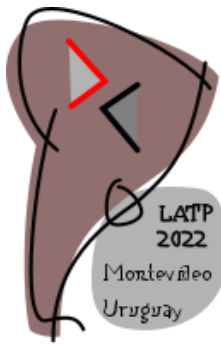
Lauren O'Connell, PhD  
Department of Biology, Stanford University, USA  
E-mail: [loconnel@stanford.edu](mailto:loconnel@stanford.edu)

José Luis Peña, PhD  
Albert Einstein College of Medicine, USA  
[jose.pena@einstein.yu.edu](mailto:jose.pena@einstein.yu.edu)  
Alberto Pereda, MD, PhD  
Dept. Neuroscience. Albert Einstein College of Medicine,  
New York, USA.  
E-mail: [pereda@aecom.yu.edu](mailto:pereda@aecom.yu.edu)

Georgina Renard  
Universidad de Santiago de Chile  
E-mail: [georgina.renard@usach.cl](mailto:georgina.renard@usach.cl)

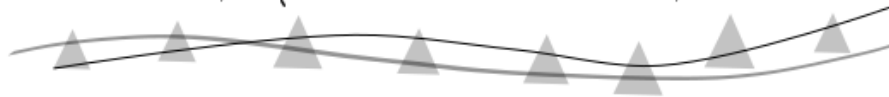
Miguel Reyes-Parada  
Universidad de Santiago de Chile  
E-mail: [mreyes@usach.cl](mailto:mreyes@usach.cl)





# Latin American Training Program

Montevideo, September 26 - October 14, 2022



Cintia Roodvelt, PhD  
Universidad de Sevilla, España  
Email: [croodveldt@us.es](mailto:croodveldt@us.es)

Vielka Salazar, PhD  
School of Science and Technology, Cape Breton University, Canada  
E-mail: [Vielka\\_Salazar@cbu.ca](mailto:Vielka_Salazar@cbu.ca)

Alejandro Schinder, PhD  
Laboratorio de Plasticidad Neuronal, Instituto Leloir, Buenos Aires, Argentina  
E-mail: [aschinder@leloir.org.ar](mailto:aschinder@leloir.org.ar)

Cecilia Tubert, PhD  
IFIBIO-Houssay Institute,  
University of Buenos Aires, Argentina  
E-mail: [cecitubert@gmail.com](mailto:cecitubert@gmail.com)